Heaven and Earth Designs

QS A Christmas Wish

Chart No: HAECCKQS 1514

By Michele Sayetta

Artwork by Ching-Chou Kuik

Finished Design Size 175 W by 245 H (7 W X 9-3/4 H inches on 25ct fabric)

Heaven and Earth Designs
425 9th Street SW
Willmar MN 56201
320-214-7998
www.heavenandearthdesigns.com
Copyright Heaven and Earth Designs 2006

Heaven and Earth Designs

QS A Christmas Wish

(Large Format)

Chart No: HAECCKQS 1514

By Michele Sayetta

Artwork by Ching-Chou Kuik

Finished Design Size 175 W by 245 H (7 W X 9-3/4 H inches on 25ct fabric)

Heaven and Earth Designs
425 9th Street SW
Willmar MN 56201
320-214-7998
www.heavenandearthdesigns.com
Copyright Heaven and Earth Designs 2006

Heaven and Earth Designs

QS A Restful Night

Chart No: HAECCKQS 420

By Michele Sayetta

Artwork by Ching-Chou Kuik

Finished Design Size 150 W by 210 H (6 W X 8-3/8 H inches on 25ct fabric)

Heaven and Earth Designs
425 9th Street SW
Willmar MN 56201
320-214-7998
www.heavenandearthdesigns.com
Copyright Heaven and Earth Designs 2006

Heaven and Earth Designs

QS A Restful Night

(Large Format)

Chart No: HAECCKQS 420

By Michele Sayetta

Artwork by Ching-Chou Kuik

Finished Design Size 150 W by 210 H (6 W X 8-3/8 H inches on 25ct fabric)

Heaven and Earth Designs
425 9th Street SW
Willmar MN 56201
320-214-7998
www.heavenandearthdesigns.com
Copyright Heaven and Earth Designs 2006

Heaven and Earth Designs

QS Accidental Witch Cat

Chart No: HAENTQS4117

By Michele Sayetta

Artwork by Nadia Tate

Finished Design Size 175 W by 245 H (7 W X9-3/4 inches on 25ct)

Heaven and Earth Designs
425 9th Street SW
Willmar MN 56201
320-214-7998
www.heavenandearthdesigns.com

Copyright Heaven and Earth Designs 2006
Copyright Nadia Tate 2006

Heaven and Earth Designs

QS Accidental Witch Cat

(Large Format)

Chart No: HAENTQS4117

By Michele Sayetta

Artwork by Nadia Tate

Finished Design Size 175 W by 245 H (7 W X9-3/4 inches on 25ct)

Heaven and Earth Designs
425 9th Street SW
Willmar MN 56201
320-214-7998
www.heavenandearthdesigns.com

Copyright Heaven and Earth Designs 2006
Copyright Nadia Tate 2006

Heaven and Earth Designs

QS ACEO Always Dreaming

Chart No: HAEMHQS 500

By Michele Sayetta

Artwork by Molly Harrison

Finished Design Size 170 W by 247 H (6-3/4 W X 9 7/8 H inches on 25ct fabric)

Heaven and Earth Designs
425 9th Street SW
Willmar MN 56201
320-214-7998
www.heavenandearthdesigns.com

Copyright Heaven and Earth Designs 2006
Copyright Molly Harrison 2006

Heaven and Earth Designs

QS ACEO Always Dreaming

(Large Format)

Chart No: HAEMHQS 500

By Michele Sayetta

Artwork by Molly Harrison

Finished Design Size 170 W by 247 H (6-3/4 W X 9 7/8 H inches on 25ct fabric)

Heaven and Earth Designs
425 9th Street SW
Willmar MN 56201
320-214-7998
www.heavenandearthdesigns.com

Copyright Heaven and Earth Designs 2006
Copyright Molly Harrison 2006

Heaven and Earth Designs

QS ACEO Dreaming Mermaid

Chart No: HAEMHQS 225

By Michele Sayetta

Artwork by Molly Harrison

Finished Design Size 150 W by 211 H (6 W X 8 3/8 H inches on 25ct fabric)

Heaven and Earth Designs
425 9th Street SW
Willmar MN 56201
320-214-7998
www.heavenandearthdesigns.com

Copyright Heaven and Earth Designs 2006
Copyright Molly Harrison 2006

Instructions

The model for QS ACEO Dreaming Mermaid is stitched over 1 on 25ct, Linen or Evenweave may be used. You may use 1 or 2 strands of floss depending on your preference.

It is recommended that you make working copies and enlarge to view detail and symbols.

We also suggest using a #28 needle when working over 1 on 25ct.

This is a large project that will offer many hours of stitching pleasure.

We thank you for purchasing this design and welcome any questions or comments
That you may have.

Heaven and Earth Designs

QS ACEO Dreaming Mermaid

(Large Format)

Chart No: HAEMHQS 225

By Michele Sayetta

Artwork by Molly Harrison

Finished Design Size 150 W by 211 H (6 W X 8 3/8 H inches on 25ct fabric)

Heaven and Earth Designs
425 9th Street SW
Willmar MN 56201
320-214-7998
www.heavenandearthdesigns.com

Copyright Heaven and Earth Designs 2006
Copyright Molly Harrison 2006

Instructions

The model for QS ACEO Dreaming Mermaid is stitched over 1 on 25ct, Linen or Evenweave may be used. You may use 1 or 2 strands of floss depending on your preference.

It is recommended that you make working copies and enlarge to view detail and symbols.

We also suggest using a #28 needle when working over 1 on 25ct.

This is a large project that will offer many hours of stitching pleasure.

We thank you for purchasing this design and welcome any questions or comments
That you may have.

Heaven and Earth Designs

QS ACEO Faery Queen Lillian

Chart No: HAEMHQS 226

By Michele Sayetta

Artwork by Molly Harrison

Finished Design Size 150 W by 215 H (6 W X 8 - 1/2 H inches on 25ct fabric)

Heaven and Earth Designs
425 9th Street SW
Willmar MN 56201
320-214-7998
www.heavenandearthdesigns.com
Copyright Heaven and Earth Designs 2006
Copyright Molly Harrison 2006

Instructions

The model for QS ACEO Fairy Queen Lillian is stitched over 1 on 25ct, Linen or Evenweave may be used. You may use 1 or 2 strands of floss depending on your preference.

It is recommended that you make working copies and enlarge to view detail and symbols.

We also suggest using a #28 needle when working over 1 on 25ct.

This is a large project that will offer many hours of stitching pleasure.

We thank you for purchasing this design and welcome any questions or comments
That you may have.

Heaven and Earth Designs

QS ACEO Faery Queen Lillian

(Large Format)

Chart No: HAEMHQS 226

By Michele Sayetta

Artwork by Molly Harrison

Finished Design Size 150 W by 215 H (6 W X 8 - 1/2 H inches on 25ct fabric)

Heaven and Earth Designs
425 9th Street SW
Willmar MN 56201
320-214-7998
www.heavenandearthdesigns.com

Copyright Heaven and Earth Designs 2006
Copyright Molly Harrison 2006

Instructions

The model for QS ACEO Fairy Queen Lillian is stitched over 1 on 25ct, Linen or Evenweave may be used. You may use 1 or 2 strands of floss depending on your preference.

It is recommended that you make working copies and enlarge to view detail and symbols.

We also suggest using a #28 needle when working over 1 on 25ct.

This is a large project that will offer many hours of stitching pleasure.

We thank you for purchasing this design and welcome any questions or comments
That you may have.

Heaven and Earth Designs

QS ACEO The Napping Hat

Chart No: HAEMHQS 229

By Michele Sayetta

Artwork by Molly Harrison

Finished Design Size 150 W by 198 H (6 W X 7 -7/8 H inches on 25ct fabric)

Heaven and Earth Designs
425 9th Street SW
Willmar MN 56201
320-214-7998
www.heavenandearthdesigns.com

Copyright Heaven and Earth Designs 2006
Copyright Molly Harrison 2006

Instructions

The model for QS ACEO Guinevere is stitched over 1 on 25ct, Linen or Evenweave may be used. You may use 1 or 2 strands of floss depending on your preference.

It is recommended that you make working copies and enlarge to view detail and symbols.

We also suggest using a #28 needle when working over 1 on 25ct.

This is a large project that will offer many hours of stitching pleasure.

We thank you for purchasing this design and welcome any questions or comments
That you may have.

Heaven and Earth Designs

QS ACEO Guinevere

(Large Format)

Chart No: HAEMHQS 230

By Michele Sayetta

Artwork by Molly Harrison

Finished Design Size 150 W by 198 H (6 W X 7 -7/8 H inches on 25ct fabric)

Heaven and Earth Designs
425 9th Street SW
Willmar MN 56201
320-214-7998
www.heavenandearthdesigns.com

Copyright Heaven and Earth Designs 2006
Copyright Molly Harrison 2006

Instructions

The model for QS ACEO Guinevere is stitched over 1 on 25ct, Linen or Evenweave may be used. You may use 1 or 2 strands of floss depending on your preference.

It is recommended that you make working copies and enlarge to view detail and symbols.

We also suggest using a #28 needle when working over 1 on 25ct.

This is a large project that will offer many hours of stitching pleasure.

We thank you for purchasing this design and welcome any questions or comments
That you may have.

Heaven and Earth Designs

QS ACEO Lost In Avalon

Chart No: HAEMHQS 231

By Michele Sayetta

Artwork by Molly Harrison

Finished Design Size 150 W by 212 H (6 W X 8 -3/8 H inches on 25ct fabric)

Heaven and Earth Designs
425 9th Street SW
Willmar MN 56201
320-214-7998
www.heavenandearthdesigns.com

Copyright Heaven and Earth Designs 2006
Copyright Molly Harrison 2006

Instructions

The model for QS ACEO Lost In Avalon is stitched over 1 on 25ct, Linen or Evenweave may be used. You may use 1 or 2 strands of floss depending on your preference.

It is recommended that you make working copies and enlarge to view detail and symbols.

We also suggest using a #28 needle when working over 1 on 25ct.

This is a large project that will offer many hours of stitching pleasure.

We thank you for purchasing this design and welcome any questions or comments
That you may have.

Heaven and Earth Designs

QS ACEO Lost In Avalon

(Large Format)

Chart No: HAEMHQS 231

By Michele Sayetta

Artwork by Molly Harrison

Finished Design Size 150 W by 212 H (6 W X 8 -3/8 H inches on 25ct fabric)

Heaven and Earth Designs
425 9th Street SW
Willmar MN 56201
320-214-7998
www.heavenandearthdesigns.com

Copyright Heaven and Earth Designs 2006
Copyright Molly Harrison 2006

Instructions

The model for QS ACEO Lost In Avalon is stitched over 1 on 25ct, Linen or Evenweave may be used. You may use 1 or 2 strands of floss depending on your preference.

It is recommended that you make working copies and enlarge to view detail and symbols.

We also suggest using a #28 needle when working over 1 on 25ct.

This is a large project that will offer many hours of stitching pleasure.

We thank you for purchasing this design and welcome any questions or comments
That you may have.

Heaven and Earth Designs

QS ACEO Lost In Love

Chart No: HAEMHQS 227

By Michele Sayetta

Artwork by Molly Harrison

Finished Design Size 150 W by 212 H (6 W X 8 - 1/2 H inches on 25ct fabric)

Heaven and Earth Designs
425 9th Street SW
Willmar MN 56201
320-214-7998
www.heavenandearthdesigns.com
Copyright Heaven and Earth Designs 2006
Copyright Molly Harrison 2006

Instructions

The model for QS ACEO Lost In Love is stitched over 1 on 25ct, Linen or Evenweave may be used. You may use 1 or 2 strands of floss depending on your preference.

It is recommended that you make working copies and enlarge to view detail and symbols.

We also suggest using a #28 needle when working over 1 on 25ct.

This is a large project that will offer many hours of stitching pleasure.

We thank you for purchasing this design and welcome any questions or comments
That you may have.

Heaven and Earth Designs

QS ACEO Lost In Love

(Large Format)

Chart No: HAEMHQS 227

By Michele Sayetta

Artwork by Molly Harrison

Finished Design Size 150 W by 212 H (6 W X 8 - 1/2 H inches on 25ct fabric)

Heaven and Earth Designs
425 9th Street SW
Willmar MN 56201
320-214-7998
www.heavenandearthdesigns.com

Copyright Heaven and Earth Designs 2006
Copyright Molly Harrison 2006

Instructions

The model for QS ACEO Lost In Love is stitched over 1 on 25ct, Linen or Evenweave may be used. You may use 1 or 2 strands of floss depending on your preference.

It is recommended that you make working copies and enlarge to view detail and symbols.

We also suggest using a #28 needle when working over 1 on 25ct.

This is a large project that will offer many hours of stitching pleasure.

We thank you for purchasing this design and welcome any questions or comments
That you may have.

Heaven and Earth Designs

QS ACEO One Happy Tabby

Chart No: HAEMHQS 228

By Michele Sayetta

Artwork by Molly Harrison

Finished Design Size 150 W by 212 H (6 W X 8 - 1/2 H inches on 25ct fabric)

Heaven and Earth Designs
425 9th Street SW
Willmar MN 56201
320-214-7998
www.heavenandearthdesigns.com
Copyright Heaven and Earth Designs 2006
Copyright Molly Harrison 2006

Instructions

The model for QS ACEO One Happy Tabby is stitched over 1 on 25ct, Linen or Even-weave may be used. You may use 1 or 2 strands of floss depending on your preference.

It is recommended that you make working copies and enlarge to view detail and symbols.

We also suggest using a #28 needle when working over 1 on 25ct.

This is a large project that will offer many hours of stitching pleasure.

We thank you for purchasing this design and welcome any questions or comments
That you may have.

Heaven and Earth Designs

QS ACEO One Happy Tabby

(Large Format)

Chart No: HAEMHQS 228

By Michele Sayetta

Artwork by Molly Harrison

Finished Design Size 150 W by 212 H (6 W X 8 - 1/2 H inches on 25ct fabric)

Heaven and Earth Designs
425 9th Street SW
Willmar MN 56201
320-214-7998
www.heavenandearthdesigns.com

Copyright Heaven and Earth Designs 2006
Copyright Molly Harrison 2006

Instructions

The model for QS ACEO One Happy Tabby is stitched over 1 on 25ct, Linen or Even-weave may be used. You may use 1 or 2 strands of floss depending on your preference.

It is recommended that you make working copies and enlarge to view detail and symbols.

We also suggest using a #28 needle when working over 1 on 25ct.

This is a large project that will offer many hours of stitching pleasure.

We thank you for purchasing this design and welcome any questions or comments
That you may have.

Heaven and Earth Designs

QS ACEO The Napping Hat

Chart No: HAEMHQS 229

By Michele Sayetta

Artwork by Molly Harrison

Finished Design Size 150 W by 208 H (6 W X 8 - 1/4 H inches on 25ct fabric)

Heaven and Earth Designs
425 9th Street SW
Willmar MN 56201
320-214-7998
www.heavenandearthdesigns.com

Copyright Heaven and Earth Designs 2006
Copyright Molly Harrison 2006

Instructions

The model for QS ACEO The Napping Hat is stitched over 1 on 25ct, Linen or Evenweave may be used. You may use 1 or 2 strands of floss depending on your preference.

It is recommended that you make working copies and enlarge to view detail and symbols.

We also suggest using a #28 needle when working over 1 on 25ct.

This is a large project that will offer many hours of stitching pleasure.

We thank you for purchasing this design and welcome any questions or comments
That you may have.

Heaven and Earth Designs

QS ACEO The Napping Hat

(Large Format)

Chart No: HAEMHQS 229

By Michele Sayetta

Artwork by Molly Harrison

Finished Design Size 150 W by 208 H (6 W X 8 - 1/4 H inches on 25ct fabric)

Heaven and Earth Designs
425 9th Street SW
Willmar MN 56201
320-214-7998
www.heavenandearthdesigns.com

Copyright Heaven and Earth Designs 2006
Copyright Molly Harrison 2006

Instructions

The model for QS ACEO The Napping Hat is stitched over 1 on 25ct, Linen or Evenweave may be used. You may use 1 or 2 strands of floss depending on your preference.

It is recommended that you make working copies and enlarge to view detail and symbols.

We also suggest using a #28 needle when working over 1 on 25ct.

This is a large project that will offer many hours of stitching pleasure.

We thank you for purchasing this design and welcome any questions or comments
That you may have.

Heaven and Earth Designs

QS Air ACEO

Chart No: HAESBQS 225

By Michele Sayetta

Artwork by Sarah Butcher

Finished Design Size 150 W by 210 H (6 W X 8 3/8 H inches on 25ct fabric)

Heaven and Earth Designs
425 9th Street SW
Willmar MN 56201
320-214-7998
www.heavenandearthdesigns.com
Copyright Heaven and Earth Designs 2005
Copyright Sarah Butcher 2005

Instructions

The model for QS Air ACEO is stitched over 1 on 25ct, Linen or Evenweave may be used. You may use 1 or 2 strands of floss depending on your preference.

It is recommended that you make working copies and enlarge to view detail and symbols.

We also suggest using a #28 needle when working over 1 on 25ct.

This is a large project that will offer many hours of stitching pleasure.

We thank you for purchasing this design and welcome any questions or comments
That you may have.

Heaven and Earth Designs

QS Air ACEO

(Large Format)

Chart No: HAESBQS 225

By Michele Sayetta

Artwork by Sarah Butcher

Finished Design Size 150 W by 210 H (6 W X 8 3/8 H inches on 25ct fabric)

Heaven and Earth Designs
425 9th Street SW
Willmar MN 56201
320-214-7998
www.heavenandearthdesigns.com

Copyright Heaven and Earth Designs 2005
Copyright Sarah Butcher 2005

Instructions

The model for QS Air ACEO is stitched over 1 on 25ct, Linen or Evenweave may be used. You may use 1 or 2 strands of floss depending on your preference.

It is recommended that you make working copies and enlarge to view detail and symbols.

We also suggest using a #28 needle when working over 1 on 25ct.

This is a large project that will offer many hours of stitching pleasure.

We thank you for purchasing this design and welcome any questions or comments
That you may have.

Heaven and Earth Designs

QS Alexa Flower Fae

Chart No: HAENTQS 2907

By Michele Sayetta

Artwork by Nadia Tate

Finished Design Size 150 W by 209 H (6 W X 8-1/4 inches on 25ct)

Heaven and Earth Designs
425 9th Street SW
Willmar MN 56201
320-214-7998
www.heavenandearthdesigns.com

Copyright Heaven and Earth Designs 2006
Copyright Nadia Tate 2006

Heaven and Earth Designs

QS Alexa Flower Fae

(Large Format)

Chart No: HAENTQS 2907

By Michele Sayetta

Artwork by Nadia Tate

Finished Design Size 150 W by 209 H (6 W X 8-1/4 inches on 25ct)

Heaven and Earth Designs
425 9th Street SW
Willmar MN 56201
320-214-7998
www.heavenandearthdesigns.com

Copyright Heaven and Earth Designs 2006
Copyright Nadia Tate 2006

Heaven and Earth Designs

QS Aquarius

Chart No: HAESBQS 486

By Michele Sayetta

Artwork by Sara Butcher

Finished Design Size 175 W by 245 H (7- W X 9-3/4 H inches on 25ct fabric)

Heaven and Earth Designs
425 9th Street SW
Willmar MN 56201
320-214-7998
www.heavenandearthdesigns.com
Copyright Heaven and Earth Designs 2006

Heaven and Earth Designs

QS Aquarius

(Large Format)

Chart No: HAESBQS 486

By Michele Sayetta

Artwork by Sara Butcher

Finished Design Size 175 W by 245 H (7- W X 9-3/4 H inches on 25ct fabric)

Heaven and Earth Designs
425 9th Street SW
Willmar MN 56201
320-214-7998
www.heavenandearthdesigns.com
Copyright Heaven and Earth Designs 2006

Heaven and Earth Designs

QS Aries

Chart No: HAESBQS 486

By Michele Sayetta

Artwork by Sara Butcher

Finished Design Size 150 W by 209 H (6- W X 8-1/4 H inches on 25ct fabric)

Heaven and Earth Designs
425 9th Street SW
Willmar MN 56201
320-214-7998
www.heavenandearthdesigns.com
Copyright Heaven and Earth Designs 2006

Heaven and Earth Designs

QS Aries

(Large Format)

Chart No: HAESBQS 486

By Michele Sayetta

Artwork by Sara Butcher

Finished Design Size 150 W by 209 H (6- W X 8-1/4 H inches on 25ct fabric)

Heaven and Earth Designs
425 9th Street SW
Willmar MN 56201
320-214-7998
www.heavenandearthdesigns.com
Copyright Heaven and Earth Designs 2006

Heaven and Earth Designs

QS Autumn

Chart No: HAESBQS 485

By Michele Sayetta

Artwork by Sara Butcher

Finished Design Size 150 W by 210 H (6- W X 8-3/8 H inches on 25ct fabric)

Heaven and Earth Designs
425 9th Street SW
Willmar MN 56201
320-214-7998
www.heavenandearthdesigns.com
Copyright Heaven and Earth Designs 2006

Heaven and Earth Designs

QS Autumn

(Large Format)

Chart No: HAESBQS 485

By Michele Sayetta

Artwork by Sara Butcher

Finished Design Size 150 W by 210 H (6- W X 8-3/8 H inches on 25ct fabric)

Heaven and Earth Designs
425 9th Street SW
Willmar MN 56201
320-214-7998
www.heavenandearthdesigns.com
Copyright Heaven and Earth Designs 2006

Heaven and Earth Designs

QS Autumn Winds

Chart No: HAEMDQS 4117

By Michele Sayetta

Artwork by Meredith Dillman

Finished Design Size 150 W by 207 H (6 W X 8-1/4 inches on 25ct)

Heaven and Earth Designs
425 9th Street SW
Willmar MN 56201
320-214-7998
www.heavenandearthdesigns.com

Copyright Heaven and Earth Designs 2006
Copyright Meredith Dillman 2006

Heaven and Earth Designs

QS Autumn Winds

(Large Format)

Chart No: HAEMDQS 4117

By Michele Sayetta

Artwork by Meredith Dillman

Finished Design Size 150 W by 207 H (6 W X 8-1/4 inches on 25ct)

Heaven and Earth Designs
425 9th Street SW
Willmar MN 56201
320-214-7998
www.heavenandearthdesigns.com

Copyright Heaven and Earth Designs 2006
Copyright Meredith Dillman 2006

Heaven and Earth Designs

QS Ballet Pigs

Chart No: HAEIDQS479

By Michele Sayetta

Artwork by Arah Butcher

Heaven and Earth Designs
425 9th Street SW
Willmar MN 56201
320-214-7998
www.heavenandearthdesigns.com
Copyright Heaven and Earth Designs 2004

Instructions

The model for QS Ballet Pigs is stitched over 1 on 25ct, Linen or Evenweave may be used. You may use 1 or 2 strands of floss depending on your preference.

It is recommended that you make working copies and enlarge to view detail and symbols.

We also suggest using a #28 needle when working over 1 on 25ct.

This is a large project that will offer many hours of stitching pleasure.

We thank you for purchasing this design and welcome any questions or comments
That you may have.

Heaven and Earth Designs

QS Ballet Pigs

(Large Format)

By Michele Sayetta

Artwork by Sarah Butcher

Heaven and Earth Designs
425 9th Street SW
Willmar MN 56201
320-214-7998
www.heavenandearthdesigns.com
Copyright Heaven and Earth Designs 2004

Instructions

The model for QS Ballet Pigs is stitched over 1 on 25ct, Linen or Evenweave may be used. You may use 1 or 2 strands of floss depending on your preference.

It is recommended that you make working copies and enlarge to view detail and symbols.

We also suggest using a #28 needle when working over 1 on 25ct.

This is a large project that will offer many hours of stitching pleasure.

We thank you for purchasing this design and welcome any questions or comments
That you may have.

Heaven and Earth Designs

QS Beauty and the Beast

By Michele Sayetta

Finished Design Size 150 W by 87 H (6 WX 3 3/8 H inches on 25ct fabric)

Heaven and Earth Designs
425 9th Street SW
Willmar MN 56201
320-214-7998
www.heavenandearthdesigns.com
Copyright Heaven and Earth Designs 2004

Heaven and Earth Designs

QS Beauty and the Beast

(Large Format)

Chart No: HAEIDQS 945

By Michele Sayetta

Finished Design Size 150 W by 87 H (6 WX 3 3/8 H inches on 25ct fabric)

Heaven and Earth Designs
425 9th Street SW
Willmar MN 56201
320-214-7998
www.heavenandearthdesigns.com
Copyright Heaven and Earth Designs 2004

Heaven and Earth Designs

QS Beauty and the Beasts

Chart No: HAESFQS 229

By Michele Sayetta

Artwork by Selina Fenech

Finished Design Size 150 W by 158 H (6 WX 6-1/4 H inches on 25ct)

Heaven and Earth Designs
425 9th Street SW
Willmar MN 56201
320-214-7998
www.heavenandearthdesigns.com

Copyright Heaven and Earth Designs 2006 ©
Copyright Selina Fenech 2006©

Instructions

The model for QS Beauty and the Beasts is stitched over 1 on 25 count Dublin Linen. Please use 1 strand of floss or 2 depending on your coverage preference.

It is recommended that you make working copies and enlarge to view detail and symbols.

You may also use the tent stitch or full crosses depending on your preference.

This is a large project that will offer many hours of stitching pleasure.

We thank you for purchasing this design and welcome any questions or comments that you may have.

Heaven and Earth Designs

Copyright Selina Fenech 2006 ©

Heaven and Earth Designs

QS Beauty and the Beasts

(Large Format)

Chart No: HAESFQS 229

By Michele Sayetta

Artwork by Selina Fenech

Finished Design Size 150 W by 158 H (6 WX 6-1/4 H inches on 25ct)

Heaven and Earth Designs
425 9th Street SW
Willmar MN 56201
320-214-7998
www.heavenandearthdesigns.com

Copyright Heaven and Earth Designs 2006 ©
Copyright Selina Fenech 2006©

Instructions

The model for QS Beauty and the Beasts is stitched over 1 on 25 count Dublin Linen. Please use 1 strand of floss or 2 depending on your coverage preference.

It is recommended that you make working copies and enlarge to view detail and symbols.

You may also use the tent stitch or full crosses depending on your preference.

This is a large project that will offer many hours of stitching pleasure.

We thank you for purchasing this design and welcome any questions or comments that you may have.

Heaven and Earth Designs

Copyright Selina Fenech 2006 ©

Heaven and Earth Designs

QS Bee Fairy

Chart No: HAECCKQS 101

By Michele Sayetta

Artwork by Ching-Chou Kuik

Finished Design Size 150 W by 206 H (6 W X 8-1/8 H inches on 25ct fabric)

Heaven and Earth Designs
425 9th Street SW
Willmar MN 56201
320-214-7998
www.heavenandearthdesigns.com
Copyright Heaven and Earth Designs 2006

Heaven and Earth Designs

QS Bee Fairy

(Large Format)

Chart No: HAECCKQS 101

By Michele Sayetta

Artwork by Ching-Chou Kuik

Finished Design Size 150 W by 206 H (6 W X 8-1/8 H inches on 25ct fabric)

Heaven and Earth Designs
425 9th Street SW
Willmar MN 56201
320-214-7998
www.heavenandearthdesigns.com
Copyright Heaven and Earth Designs 2006

Heaven and Earth Designs

QS Believe

Chart No: HAEQSJG 9974

By Michele Sayetta

Artwork by Jessica Galbreth

Finished Design Size 150 W by 195 H (6 W X 7-3/4 H inches on 25ct fabric)

Heaven and Earth Designs
425 9th St SW
Willmar, MN 56201
320-214-7998
www.heavenandearthdesigns.com
Copyright Heaven and Earth Designs 2006
Copyright Jessica Galbreth 2006

Heaven and Earth Designs

QS Believe

(Large Format)

Chart No: HAEQSJG 9974

By Michele Sayetta

Artwork by Jessica Galbreth

Finished Design Size 150 W by 195 H (6 WX 7-3/4 H inches on 25ct fabric)

Heaven and Earth Designs
425 9th St SW
Willmar, MN 56201
320-214-7998
www.heavenandearthdesigns.com

Copyright Heaven and Earth Designs 2006
Copyright Jessica Galbreth 2006

Heaven and Earth Designs

QS Belle

Chart No: HAECVQS 1919

By Michele Sayetta

Artwork by Caron Vinson

Finished Design Size 150 W by 132 H (6 W X 5-1/4 H inches on 25ct fabric)

Heaven and Earth Designs
425 9th Street SW
Willmar MN 56201
320-214-7998
www.heavenandearthdesigns.com

Copyright Heaven and Earth Designs 2006
Copyright Caron Vinson 2006

Heaven and Earth Designs

QS Belle

(Large Format)

Chart No: HAECVQS 1919

By Michele Sayetta

Artwork by Caron Vinson

Finished Design Size 150 W by 132 H (6 W X 5-1/4 H inches on 25ct fabric)

Heaven and Earth Designs
425 9th Street SW
Willmar MN 56201
320-214-7998
www.heavenandearthdesigns.com

Copyright Heaven and Earth Designs 2006
Copyright Caron Vinson 2006

Heaven and Earth Designs

QS Birthday Fae

Chart No: HAENTQS 2904

By Michele Sayetta

Artwork by Nadia Tate

Finished Design Size 150 W by 209 H (6 W X 8-1/4 inches on 25ct)

Heaven and Earth Designs
425 9th Street SW
Willmar MN 56201
320-214-7998
www.heavenandearthdesigns.com

Copyright Heaven and Earth Designs 2006
Copyright Nadia Tate 2006

Heaven and Earth Designs

QS Birthday Fae

(Large Format)

Chart No: HAENTQS 2904

By Michele Sayetta

Artwork by Nadia Tate

Finished Design Size 150 W by 209 H (6 W X 8-1/4 inches on 25ct)

Heaven and Earth Designs
425 9th Street SW
Willmar MN 56201
320-214-7998
www.heavenandearthdesigns.com

Copyright Heaven and Earth Designs 2006
Copyright Nadia Tate 2006

Heaven and Earth Designs

QS Black Rose Mini

Chart No: HAEMDQS 4129

By Michele Sayetta

Artwork by Meredith Dillman

Finished Design Size 175 W by 242 H (7 W X 9-5/8 inches on 25ct)

Heaven and Earth Designs
425 9th Street SW
Willmar MN 56201
320-214-7998
www.heavenandearthdesigns.com

Copyright Heaven and Earth Designs 2006
Copyright Meredith Dillman 2006

Heaven and Earth Designs

QS Black Rose Mini

(Large Format)

Chart No: HAEMDQS 4129

By Michele Sayetta

Artwork by Meredith Dillman

Finished Design Size 175 W by 242 H (7 W X 9-5/8 inches on 25ct)

Heaven and Earth Designs
425 9th Street SW
Willmar MN 56201
320-214-7998
www.heavenandearthdesigns.com

Copyright Heaven and Earth Designs 2006
Copyright Meredith Dillman 2006

Heaven and Earth Designs

QS Black Stallion

Chart No: HAERSQS027

By Michele Sayetta

Artwork by Ruth Sanderson

Finished Design Size 148 W by 160 H (6-5/8 WX 7-1/4 H inches on 25ct fabric)

Heaven and Earth Designs
425 9th St Sw
Willmar, MN 56201
320-214-7998
www.heavenandearthdesigns.com
Copyright Heaven and Earth Designs 2006
Copyright Ruth Sanderson 2006

Heaven and Earth Designs

QS Black Stallion

(Large Format)

Chart No: HAERSQS027

By Michele Sayetta

Artwork by Ruth Sanderson

Finished Design Size 148 W by 160 H (6-5/8 WX 7-1/4 H inches on 25ct fabric)

Heaven and Earth Designs
425 9th St Sw
Willmar, MN 56201
320-214-7998
www.heavenandearthdesigns.com

Copyright Heaven and Earth Designs 2006
Copyright Ruth Sanderson 2006

Heaven and Earth Designs

QS Valentines Day 2006

Blossom

Chart No: HAEECQS479

By Michele Sayetta

Artwork by Elaine Cox

Finished Design Size 150 W by 117 H (6 WX 4-5/8 H inches on 25ct fabric)

Heaven and Earth Designs
425 9th Street SW
Willmar MN 56201
320-214-7998
www.heavenandearthdesigns.com
Copyright Heaven and Earth Designs 2004

Heaven and Earth Designs

QS Blossom Fae

Chart No: HAENTQS 291

By Michele Sayetta

Artwork by Nadia Tate

Finished Design Size 150 W by 210 H (6 W X 8-3/8 H inches on 25ct fabric)

Heaven and Earth Designs
425 9th Street SW
Willmar MN 56201
320-214-7998
www.heavenandearthdesigns.com
Copyright Heaven and Earth Designs 2006

Instructions

The model for QS Blossom Fae is stitched over 1 on 25ct, Linen or Evenweave may be used. You may use 1 or 2 strands of floss depending on your preference.

It is recommended that you make working copies and enlarge to view detail and symbols.

We also suggest using a #28 needle when working over 1 on 25ct.

This is a large project that will offer many hours of stitching pleasure.

We thank you for purchasing this design and welcome any questions or comments
That you may have.

Heaven and Earth Designs

QS Blossom Fae

(Large Format)

Chart No: HAENTQS 291

By Michele Sayetta

Artwork by Nadia Tate

Finished Design Size 150 W by 210 H (6 W X 8-3/8 H inches on 25ct fabric)

Heaven and Earth Designs
425 9th Street SW
Willmar MN 56201
320-214-7998
www.heavenandearthdesigns.com
Copyright Heaven and Earth Designs 2006

Instructions

The model for QS Blossom Fae is stitched over 1 on 25ct, Linen or Evenweave may be used. You may use 1 or 2 strands of floss depending on your preference.

It is recommended that you make working copies and enlarge to view detail and symbols.

We also suggest using a #28 needle when working over 1 on 25ct.

This is a large project that will offer many hours of stitching pleasure.

We thank you for purchasing this design and welcome any questions or comments
That you may have.

Heaven and Earth Designs

QS Blue Dragon ACEO

Chart No: HAELVQS 628

By Michele Sayetta

Artwork by Lisa Victoria

Finished Design Size 150W by 210H (6 W X 8-3/8 H inches on 25ct fabric)

Heaven and Earth Designs
425 9th Street SW
Willmar MN 56201
320-214-7998
www.heavenandearthdesigns.com
Copyright Heaven and Earth Designs
Copyright 2006 Lisa Victoria

Instructions

The model for QS Blue Dragon ACEO is stitched over 1 on 25ct, Linen or Evenweave may be used. You may use 1 or 2 strands of floss depending on your preference.

It is recommended that you make working copies and enlarge to view detail and symbols.

We also suggest using a #28 needle when working over 1 on 25ct.

This is a large project that will offer many hours of stitching pleasure.

We thank you for purchasing this design and welcome any questions or comments that you may have.

Heaven and Earth Designs
320-214-7998
http://www,heavenandearthdesigns.com

Heaven and Earth Designs

QS Blue Dragon ACEO

(Large Format)

Chart No: HAELVQS 628

By Michele Sayetta

Artwork by Lisa Victoria

Finished Design Size 150W by 210H (6 W X 8-3/8 H inches on 25ct fabric)

Heaven and Earth Designs
425 9th Street SW
Willmar MN 56201
320-214-7998
www.heavenandearthdesigns.com

Copyright Heaven and Earth Designs
Copyright 2006 Lisa Victoria

Instructions

The model for QS Blue Dragon ACEO is stitched over 1 on 25ct, Linen or Evenweave may be used. You may use 1 or 2 strands of floss depending on your preference.

It is recommended that you make working copies and enlarge to view detail and symbols.

We also suggest using a #28 needle when working over 1 on 25ct.

This is a large project that will offer many hours of stitching pleasure.

We thank you for purchasing this design and welcome any questions or comments that you may have.

Heaven and Earth Designs
320-214-7998
http://www,heavenandearthdesigns.com

Heaven and Earth Designs

QS Blue in The Wind

Chart No: HAEMHQS 3412

By Michele Sayetta

Artwork by Molly Harrison

Finished Design Size 150 W by 214 H (6 W X 8-1/2 inches on 25ct)

Heaven and Earth Designs
425 9th Street SW
Willmar MN 56201
320-214-7998
www.heavenandearthdesigns.com

Copyright Heaven and Earth Designs 2006
Copyright Molly Harrison 2006

Heaven and Earth Designs

QS Blue in The Wind

(Large Format)

Chart No: HAEMHQS 3412

By Michele Sayetta

Artwork by Molly Harrison

Finished Design Size 150 W by 214 H (6 W X 8-1/2 inches on 25ct)

Heaven and Earth Designs
425 9th Street SW
Willmar MN 56201
320-214-7998
www.heavenandearthdesigns.com

Copyright Heaven and Earth Designs 2006
Copyright Molly Harrison 2006

Heaven and Earth Designs

QS Blue Mermaid

Chart No: HAEMDQS 112

By Michele Sayetta

Artwork by Meredith Dillman

Finished Design Size 175 W by 249 H (7 W X 9-7/8 H inches on 25ct fabric)

Heaven and Earth Designs
425 9th Street SW
Willmar MN 56201
320-214-7998
www.heavenandearthdesigns.com

Copyright Heaven and Earth Designs 2006
Copyright Meredith Dillman 2006

http://www.meredithdillman.com/

Heaven and Earth Designs

QS Blue Mermaid

(Large Format)

Chart No: HAEMDQS 112

By Michele Sayetta

Artwork by Meredith Dillman

Finished Design Size 175 W by 249 H (7 W X 9-7/8 H inches on 25ct fabric)

Heaven and Earth Designs
425 9th Street SW
Willmar MN 56201
320-214-7998
www.heavenandearthdesigns.com

Copyright Heaven and Earth Designs 2006
Copyright Meredith Dillman 2006
http://www.meredithdillman.com/

Heaven and Earth Designs

QS Blue Moon

By Michele Sayetta

Artwork by Linda Ravenscroft

Heaven and Earth Designs
425 9th Street SW
Willmar MN 56201
320-214-7998
www.heavenandearthdesigns.com
Copyright Heaven and Earth Designs 2004

Instructions

The model for QS Blue Moon is stitched over 1 on 25ct, Linen or Evenweave may be used. You may use 1 or 2 strands of floss depending on your preference.

It is recommended that you make working copies and enlarge to view detail and symbols.

We also suggest using a #28 needle when working over 1 on 25ct.

This is a large project that will offer many hours of stitching pleasure.

We thank you for purchasing this design and welcome any questions or comments
That you may have.

Heaven and Earth Designs

QS Blue Moon

(Large Format)

By Michele Sayetta

Artwork by Linda Ravenscroft

Heaven and Earth Designs
425 9th Street SW
Willmar MN 56201
320-214-7998
www.heavenandearthdesigns.com
Copyright Heaven and Earth Designs 2004

Instructions

The model for QS Blue Moon is stitched over 1 on 25ct, Linen or Evenweave may be used. You may use 1 or 2 strands of floss depending on your preference.

It is recommended that you make working copies and enlarge to view detail and symbols.

We also suggest using a #28 needle when working over 1 on 25ct.

This is a large project that will offer many hours of stitching pleasure.

We thank you for purchasing this design and welcome any questions or comments
That you may have.

Heaven and Earth Designs

QS Blue Skies at Night

(Large Format)

Chart No: HAEMHQS 5607

By Michele Sayetta

Artwork by Molly Harrison

Finished Design Size 175 W by 123 H (7 WX 9-3/8 H inches on 25ct fabric)

Heaven and Earth Designs
425 9th Street SW
Willmar MN 56201
320-214-7998
www.heavenandearthdesigns.com

Copyright Heaven and Earth Designs 2006
Copyright Molly Harrison 2006

Heaven and Earth Designs

QS Bride Fish

Chart No: HAEJCQS 8514

By Michele Sayetta

Artwork by James Christensen

Finished Design Size 150 W by 134 H (6 W X 5-1/4 H inches on 25ct fabric)

Heaven and Earth Designs
425 9th Street SW
Willmar MN 56201
320-214-7998
www.heavenandearthdesigns.com

Copyright Heaven and Earth Designs 2005
Copyright James Christensen 2005

Instructions

The model for QS Bride Fish is stitched over 1 on 25ct, Linen or Evenweave may be used. You may use 1 or 2 strands of floss depending on your preference.

It is recommended that you make working copies and enlarge to view detail and symbols.

We also suggest using a #28 needle when working over 1 on 25ct.

This is a large project that will offer many hours of stitching pleasure.

We thank you for purchasing this design and welcome any questions or comments
That you may have.

Heaven and Earth Designs

QS Bridge Where she Waits

By Michele Sayetta

Artwork by Stephanie-Pui-Mun Law

Finished Design Size 100W by 97 H (4 WX 3 7/8 H inches on 25ct fabric)

Heaven and Earth Designs
425 9th Street SW
Willmar MN 56201
320-214-7998
www.heavenandearthdesigns.com

Copyright Heaven and Earth Designs 2005
Copyright Stephanie Pui-Mun Law 2005

Heaven and Earth Designs

QS Bridge Where she Waits

(Large Format)

By Michele Sayetta

Artwork by Stephanie-Pui-Mun Law

Finished Design Size 100W by 97 H (4 W X 3 7/8 H inches on 25ct fabric)

Heaven and Earth Designs
425 9th Street SW
Willmar MN 56201
320-214-7998
www.heavenandearthdesigns.com

Copyright Heaven and Earth Designs 2005
Copyright Stephanie Pui-Mun Law 2005

Heaven and Earth Designs

QS Broken Angel

Chart No: HAEMDQS 4132

By Michele Sayetta

Artwork by Meredith Dillman

Finished Design Size 175 W by 127 H (7 W X 5 inches on 25ct)

Heaven and Earth Designs
425 9th Street SW
Willmar MN 56201
320-214-7998
www.heavenandearthdesigns.com

Copyright Heaven and Earth Designs 2006
Copyright Meredith Dillman 2006

Heaven and Earth Designs

QS Broken Angel

(Large Format)

Chart No: HAEMDQS 4132

By Michele Sayetta

Artwork by Meredith Dillman

Finished Design Size 175 W by 127 H (7 W X 5 inches on 25ct)

Heaven and Earth Designs
425 9th Street SW
Willmar MN 56201
320-214-7998
www.heavenandearthdesigns.com

Copyright Heaven and Earth Designs 2006
Copyright Meredith Dillman 2006

Heaven and Earth Designs

QS Bubbles

Chart No: HAESF 5265

By Michele Sayetta

Artwork by Selina Fenech

Finished Design Size 100 W by 116 H (4 W X 4-5/8 H inches on 25ct fabric)

Heaven and Earth Designs
425 9th Street SW
Willmar MN 56201
320-214-7998
www.heavenandearthdesigns.com
Copyright Heaven and Earth Designs 2004

Instructions

The model for QS Bubbles is stitched over 1 on 25ct, Linen or Evenweave may be used. You may use 1 or 2 strands of floss depending on your preference.

It is recommended that you make working copies and enlarge to view detail and symbols.

We also suggest using a #28 needle when working over 1 on 25ct.

This is a large project that will offer many hours of stitching pleasure.

We thank you for purchasing this design and welcome any questions or comments
That you may have.

Heaven and Earth Designs

QS Bubbles

(Large Format)

Chart No: HAESF 5265

By Michele Sayetta

Artwork by Selina Fenech

Finished Design Size 100 W by 116 H (4 W X 4-5/8 H inches on 25ct fabric)

Heaven and Earth Designs
425 9th Street SW
Willmar MN 56201
320-214-7998
www.heavenandearthdesigns.com
Copyright Heaven and Earth Designs 2004

Instructions

The model for QS Bubbles is stitched over 1 on 25ct, Linen or Evenweave may be used. You may use 1 or 2 strands of floss depending on your preference.

It is recommended that you make working copies and enlarge to view detail and symbols.

We also suggest using a #28 needle when working over 1 on 25ct.

This is a large project that will offer many hours of stitching pleasure.

We thank you for purchasing this design and welcome any questions or comments
That you may have.

Heaven and Earth Designs

QS Buttercup Kitty Fae

Chart No: HAENTQS 3914

By Michele Sayetta

Artwork by Nadia Tate

Finished Design Size 150 W by 210 H (6 WX 8-3/8 inches on 25ct)

Heaven and Earth Designs
425 9th Street SW
Willmar MN 56201
320-214-7998
www.heavenandearthdesigns.com

Copyright Heaven and Earth Designs 2006
Copyright Nadia Tate 2006

Heaven and Earth Designs

QS Buttercup Kitty Fae

(Large Format)

Chart No: HAENTQS 3914

By Michele Sayetta

Artwork by Nadia Tate

Finished Design Size 150 W by 210 H (6 WX 8-3/8 inches on 25ct)

Heaven and Earth Designs
425 9th Street SW
Willmar MN 56201
320-214-7998
www.heavenandearthdesigns.com

Copyright Heaven and Earth Designs 2006
Copyright Nadia Tate 2006

Heaven and Earth Designs

QS Butterfly and Victrola

Chart No: HAEJWQS 008

By Michele Sayetta

Artwork by Josephine Wall

Finished Design Size 150 W by 101 H (6 WX4 H inches on 25ct fabric)

Heaven and E arth Designs
425 9th Street SW
Willmar MN 56201
320-214-7998
www.heavenandearthdesigns.com
Copyright Heaven and Earth Designs 2006
http://www.josephinewall.com
Licensed by Art Impressions www.Artimpressionsinc.com

Heaven and Earth Designs

QS Butterfly and Victrola

(Large Format)

Chart No: HAEJWQS 008

By Michele Sayetta

Artwork by Josephine Wall

Finished Design Size 150 W by 101 H (6 WX4 H inches on 25ct fabric)

Heaven and E arth Designs
425 9th Street SW
Willmar MN 56201
320-214-7998
www.heavenandearthdesigns.com
Copyright Heaven and Earth Designs 2006
http://www.josephinewall.com
Licensed by Art Impressions www.Artimpressionsinc.com

Heaven and Earth Designs

QS Butterfly Fae

Chart No: HAENTQS 241

By Michele Sayetta

Artwork by Nadia Tate

Finished Design Size 150 W by 210 H (6 W X 8-3/8 H inches on 25ct fabric)

Heaven and Earth Designs
425 9th Street SW
Willmar MN 56201
320-214-7998
www.heavenandearthdesigns.com
Copyright Heaven and Earth Designs 2006

Instructions

The model for QS Butterfly Fae is stitched over 1 on 25ct, Linen or Evenweave may be used. You may use 1 or 2 strands of floss depending on your preference.

It is recommended that you make working copies and enlarge to view detail and symbols.

We also suggest using a #28 needle when working over 1 on 25ct.

This is a large project that will offer many hours of stitching pleasure.

We thank you for purchasing this design and welcome any questions or comments
That you may have.

Heaven and Earth Designs

QS Butterfly Fae

(Large Format)

Chart No: HAENTQS 241

By Michele Sayetta

Artwork by Nadia Tate

Finished Design Size 150 W by 210 H (6 W X 8-3/8 H inches on 25ct fabric)

Heaven and Earth Designs
425 9th Street SW
Willmar MN 56201
320-214-7998
www.heavenandearthdesigns.com
Copyright Heaven and Earth Designs 2006

Instructions

The model for QS Butterfly Fae is stitched over 1 on 25ct, Linen or Evenweave may be used. You may use 1 or 2 strands of floss depending on your preference.

It is recommended that you make working copies and enlarge to view detail and symbols.

We also suggest using a #28 needle when working over 1 on 25ct.

This is a large project that will offer many hours of stitching pleasure.

We thank you for purchasing this design and welcome any questions or comments
That you may have.

Heaven and Earth Designs

QS Butterfly Fae

(No Background)

Chart No: HAENTQS 241

By Michele Sayetta

Artwork by Nadia Tate

Finished Design Size 150 W by 210 H (6 W X 8-3/8 H inches on 25ct fabric)

Heaven and Earth Designs
425 9th Street SW
Willmar MN 56201
320-214-7998
www.heavenandearthdesigns.com
Copyright Heaven and Earth Designs 2006

Instructions

The model for QS Butterfly Fae is stitched over 1 on 25ct, Linen or Evenweave may be used. You may use 1 or 2 strands of floss depending on your preference.

It is recommended that you make working copies and enlarge to view detail and symbols.

We also suggest using a #28 needle when working over 1 on 25ct.

This is a large project that will offer many hours of stitching pleasure.

We thank you for purchasing this design and welcome any questions or comments
That you may have.

Heaven and Earth Designs

QS Butterfly Fairy

By Michele Sayetta

Artwork by Bernadette Lusk

Heaven and Earth Designs
425 9th Street SW
Willmar MN 56201
320-214-7998
www.heavenandearthdesigns.com
Copyright Heaven and Earth Designs 2004

Instructions

The model for QS Butterfly Fairy is stitched over 1 on 25ct, Linen or Evenweave may be used. You may use 1 or 2 strands of floss depending on your preference.

It is recommended that you make working copies and enlarge to view detail and symbols.

We also suggest using a #28 needle when working over 1 on 25ct.

This is a large project that will offer many hours of stitching pleasure.

We thank you for purchasing this design and welcome any questions or comments
That you may have.

Heaven and Earth Designs

QS Butterfly Fairy

(Large Format)

By Michele Sayetta

Artwork by Bernadette Lusk

Heaven and Earth Designs
425 9th Street SW
Willmar MN 56201
320-214-7998
www.heavenandearthdesigns.com
Copyright Heaven and Earth Designs 2004

Instructions

The model for QS Butterfly Fairy is stitched over 1 on 25ct, Linen or Evenweave may be used. You may use 1 or 2 strands of floss depending on your preference.

It is recommended that you make working copies and enlarge to view detail and symbols.

We also suggest using a #28 needle when working over 1 on 25ct.

This is a large project that will offer many hours of stitching pleasure.

We thank you for purchasing this design and welcome any questions or comments
That you may have.

Heaven and Earth Designs

QS Calla-Lily Fae

Chart No: HAENTQS 2908

By Michele Sayetta

Artwork by Nadia Tate

Finished Design Size 175 W by 246 H (7 W X 9-3/4 H inches on 25ct fabric)

Heaven and Earth Designs
425 9th Street SW
Willmar MN 56201
320-214-7998
www.heavenandearthdesigns.com
Copyright Heaven and Earth Designs 2006

Heaven and Earth Designs

QS Calla-Lily Fae

(Large Format)

Chart No: HAENTQS 2908

By Michele Sayetta

Artwork by Nadia Tate

Finished Design Size 175 W by 246 H (7 W X 9-3/4 H inches on 25ct fabric)

Heaven and Earth Designs
425 9th Street SW
Willmar MN 56201
320-214-7998
www.heavenandearthdesigns.com
Copyright Heaven and Earth Designs 2006

Heaven and Earth Designs

QS Cancer

Chart No: HAESBQS 484

By Michele Sayetta

Artwork by Sara Butcher

Finished Design Size 150 W by 210 H (6- W X 8-3/8 H inches on 25ct fabric)

Heaven and Earth Designs
425 9th Street SW
Willmar MN 56201
320-214-7998
www.heavenandearthdesigns.com
Copyright Heaven and Earth Designs 2006

Heaven and Earth Designs

QS Cancer

(Large Format)

Chart No: HAESBQS 484

By Michele Sayetta

Artwork by Sara Butcher

Finished Design Size 150 W by 210 H (6- W X 8-3/8 H inches on 25ct fabric)

Heaven and Earth Designs
425 9th Street SW
Willmar MN 56201
320-214-7998
www.heavenandearthdesigns.com
Copyright Heaven and Earth Designs 2006

Heaven and Earth Designs

QS Capricorn ACEO

Chart No: HAESBQS 6214

By Michele Sayetta

Artwork by Sara Butcher

Finished Design Size 150 W by 210 H (6 W X 8 3/8 H inches on 25ct fabric)

Heaven and Earth Designs
425 9th Street SW
Willmar MN 56201
320-214-7998
www.heavenandearthdesigns.com
Copyright Heaven and Earth Designs 2005
Copyright Sara Butcher 2005

Instructions

The model for QS Capricorn ACEO is stitched over 1 on 25ct, Linen or Evenweave may be used. You may use 1 or 2 strands of floss depending on your preference.

It is recommended that you make working copies and enlarge to view detail and symbols.

We also suggest using a #28 needle when working over 1 on 25ct.

This is a large project that will offer many hours of stitching pleasure.

We thank you for purchasing this design and welcome any questions or comments
That you may have.

Heaven and Earth Designs

QS Capricorn ACEO

(Large Format)

Chart No: HAESBQS 6214

By Michele Sayetta

Artwork by Sara Butcher

Finished Design Size 150 W by 210 H (6 W X 8 3/8 H inches on 25ct fabric)

Heaven and Earth Designs
425 9th Street SW
Willmar MN 56201
320-214-7998
www.heavenandearthdesigns.com

Copyright Heaven and Earth Designs 2005
Copyright Sara Butcher 2005

Instructions

The model for QS Capricorn ACEO is stitched over 1 on 25ct, Linen or Evenweave may be used. You may use 1 or 2 strands of floss depending on your preference.

It is recommended that you make working copies and enlarge to view detail and symbols.

We also suggest using a #28 needle when working over 1 on 25ct.

This is a large project that will offer many hours of stitching pleasure.

We thank you for purchasing this design and welcome any questions or comments
That you may have.

Heaven and Earth Designs

QS Care Kitty Fae

Chart No: HAENTQS4109

By Michele Sayetta

Artwork by Nadia Tate

Finished Design Size 150 W by 209 H (6 W X 8-1/4 inches on 25ct)

Heaven and Earth Designs
425 9th Street SW
Willmar MN 56201
320-214-7998
www.heavenandearthdesigns.com

Copyright Heaven and Earth Designs 2006
Copyright Nadia Tate 2006

Heaven and Earth Designs

QS Care Kitty Fae

(Large Format)

Chart No: HAENTQS4109

By Michele Sayetta

Artwork by Nadia Tate

Finished Design Size 150 W by 209 H (6 W X 8-1/4 inches on 25ct)

Heaven and Earth Designs
425 9th Street SW
Willmar MN 56201
320-214-7998
www.heavenandearthdesigns.com

Copyright Heaven and Earth Designs 2006
Copyright Nadia Tate 2006

Heaven and Earth Designs

QS Cat Nap Fae

Chart No: HAENTQS 2907

By Michele Sayetta

Artwork by Nadia Tate

Finished Design Size 150 W by 107 H (6 W X 4-1/4 inches on 25ct)

Heaven and Earth Designs
425 9th Street SW
Willmar MN 56201
320-214-7998
www.heavenandearthdesigns.com

Copyright Heaven and Earth Designs 2006
Copyright Nadia Tate 2006

Heaven and Earth Designs

QS Cat Nap Fae

(Large Format)

Chart No: HAENTQS 2907

By Michele Sayetta

Artwork by Nadia Tate

Finished Design Size 150 W by 107 H (6 W X 4-1/4 inches on 25ct)

Heaven and Earth Designs
425 9th Street SW
Willmar MN 56201
320-214-7998
www.heavenandearthdesigns.com

Copyright Heaven and Earth Designs 2006
Copyright Nadia Tate 2006

Heaven and Earth Designs

QS Fantavisions

By Michele Sayetta
Artwork by Stephanie Pui-Mun Law

Finished Design Size 100W by 88H (4W X 3 1/2 H inches on 25ct fabric)

Heaven and Earth Designs
425 9th Street SW
Willmar MN 562014
www.heavenandearthdesigns.com
Copyright Heaven and Earth Designs 2005
Copyright Stephanie Pui-Mun Law 2005

Instructions

The model for QS Fantavisions is stitched over 1 on 25ct, Linen or Evenweave may be used. You may use 1 or 2 strands of floss depending on your preference.

It is recommended that you make working copies and enlarge to view detail and symbols.

We also suggest using a #28 needle when working over 1 on 25ct.

This is a large project that will offer many hours of stitching pleasure.

We thank you for purchasing this design and welcome any questions or comments that you may have.

Heaven and Earth Designs

QS Cats

By Michele Sayetta
Artwork by Stephanie Pui-Mun Law

Finished Design Size 100W by 88H (4W X 3 1/2 H inches on 25ct fabric)

Heaven and Earth Designs
425 9th Street SW
Willmar MN 562014
www.heavenandearthdesigns.com
Copyright Heaven and Earth Designs 2005
Copyright Stephanie Pui-Mun Law 2005

Instructions

The model for QS Fantavisions is stitched over 1 on 25ct, Linen or Evenweave may be used. You may use 1 or 2 strands of floss depending on your preference.

It is recommended that you make working copies and enlarge to view detail and symbols.

We also suggest using a #28 needle when working over 1 on 25ct.

This is a large project that will offer many hours of stitching pleasure.

We thank you for purchasing this design and welcome any questions or comments that you may have.

Heaven and Earth Designs

QS Cats

(Large Format)

By Michele Sayetta

Artwork by Stephanie Pui-Mun Law

Finished Design Size 100W by 88H (4W X 3 1/2 H inches on 25ct fabric)

Heaven and Earth Designs
425 9th Street SW
Willmar MN 562014
www.heavenandearthdesigns.com
Copyright Heaven and Earth Designs 2005
Copyright Stephanie Pui-Mun Law 2005

Instructions

The model for QS Fantavisions is stitched over 1 on 25ct, Linen or Evenweave may be used. You may use 1 or 2 strands of floss depending on your preference.

It is recommended that you make working copies and enlarge to view detail and symbols.

We also suggest using a #28 needle when working over 1 on 25ct.

This is a large project that will offer many hours of stitching pleasure.

We thank you for purchasing this design and welcome any questions or comments that you may have.

Heaven and Earth Designs

QS Celestial Deep

Chart No: HAEECQS 106

By Michele Sayetta

Artwork by Elaine Cox

Finished Design Size 150 by 222 H (6 X 8-7/8 H inches on 25ct fabric)

Heaven and Earth Designs

425 9th St Sw

Willmar, MN 56201

320-214-7998

www.heavenandearthdesigns.com

Copyright Heaven and Earth Designs 2006

Copyright –Elaine Cox

Heaven and Earth Designs

QS Celtic Butterfly One

Chart No: HAEARQS 1411

By Michele Sayetta

Artwork by Amanda Robison

Finished Design Size 185 by 126H (7-3/8 W X 5 H inches on 25ct fabric)

Heaven and Earth Designs
425 9th Street SW
Willmar, MN 56201
320-214-7998
www.heavenandearthdesigns.com

Copyright Heaven and Earth Designs 2006
Copyright Amanda Robison 2006

Heaven and Earth Designs

QS Celtic Butterfly One

(Large Format)

Chart No: HAEARQS 1411

By Michele Sayetta

Artwork by Amanda Robison

Finished Design Size 185 by 126H (7-3/8 W X 5 H inches on 25ct fabric)

Heaven and Earth Designs
425 9th Street SW
Willmar, MN 56201
320-214-7998
www.heavenandearthdesigns.com

Copyright Heaven and Earth Designs 2006
Copyright Amanda Robison 2006

Heaven and Earth Designs

QS Celtic Butterfly Two

Chart No: HAEARQS 1410

By Michele Sayetta

Artwork by Amanda Robison

Finished Design Size 185 by 154H (7-3/8 W X 6-1/8 H inches on 25ct fabric)

Heaven and Earth Designs
425 9th Street SW
Willmar, MN 56201
320-214-7998
www.heavenandearthdesigns.com

Copyright Heaven and Earth Designs 2006
Copyright Amanda Robison 2006

Heaven and Earth Designs

QS Celtic Butterfly Two

(Large Format)

Chart No: HAEARQS 1410

By Michele Sayetta

Artwork by Amanda Robison

Finished Design Size 185 by 154H (7-3/8 W X 6-1/8 H inches on 25ct fabric)

Heaven and Earth Designs
425 9th Street SW
Willmar, MN 56201
320-214-7998
www.heavenandearthdesigns.com

Copyright Heaven and Earth Designs 2006
Copyright Amanda Robison 2006

Heaven and Earth Designs

QS Cherise

Chart No: HAEMDQS 4131

By Michele Sayetta

Artwork by Meredith Dillman

Finished Design Size 175 W by 247 H (7 W X 9-7/8 inches on 25ct)

Heaven and Earth Designs
425 9th Street SW
Willmar MN 56201
320-214-7998
www.heavenandearthdesigns.com

Copyright Heaven and Earth Designs 2006
Copyright Meredith Dillman 2006

Heaven and Earth Designs

QS Cherise

(Large Format)

Chart No: HAEMDQS 4131

By Michele Sayetta

Artwork by Meredith Dillman

Finished Design Size 175 W by 247 H (7 WX 9-7/8 inches on 25ct)

Heaven and Earth Designs
425 9th Street SW
Willmar MN 56201
320-214-7998
www.heavenandearthdesigns.com

Copyright Heaven and Earth Designs 2006
Copyright Meredith Dillman 2006

Heaven and Earth Designs

QS Christmas Fairy

Chart No: HAECCKQS 418

By Michele Sayetta

Artwork by Ching-Chou Kuik

Finished Design Size 150 W by 212 H (6 W X 8-3/8 H inches on 25ct fabric)

Heaven and Earth Designs
425 9th Street SW
Willmar MN 56201
320-214-7998
www.heavenandearthdesigns.com
Copyright Heaven and Earth Designs 2006

Heaven and Earth Designs

QS Christmas Fairy

(Large Format)

Chart No: HAECCKQS 418

By Michele Sayetta

Artwork by Ching-Chou Kuik

Finished Design Size 150 W by 212 H (6 W X 8-3/8 H inches on 25ct fabric)

Heaven and Earth Designs
425 9th Street SW
Willmar MN 56201
320-214-7998
www.heavenandearthdesigns.com
Copyright Heaven and Earth Designs 2006

Heaven and Earth Designs

QS Crystal Ball

(Large Format)

By Michele Sayetta

Artwork by John Waterhouse

Finished Design Size 100W by 100 H (4 W X 4 H inches on 25ct fabric)

Heaven and Earth Designs
425 9th Street SW
Willmar MN 56201
320-214-7998
www.heavenandearthdesigns.com

Copyright Heaven and Earth Designs 2005
Copyright John Waterhouse 2005

Heaven and Earth Designs

QS Crystal Ball

By Michele Sayetta

Artwork by John Waterhouse

Finished Design Size 100W by 100 H (4 W X 4 H inches on 25ct fabric)

Heaven and Earth Designs
425 9th Street SW
Willmar MN 56201
320-214-7998
www.heavenandearthdesigns.com
Copyright Heaven and Earth Designs 2005
Copyright John Waterhouse 2005

Heaven and Earth Designs

QS Dark Geisha Fae

Chart No: HAEDOQS 217

By Michele Sayetta

Artwork by Dawn Obrecht

Finished Design Size 150 W by 203 H (6 W X 8 inches on 25ct)

Heaven and Earth Designs
425 9th Street SW
Willmar MN 56201
320-214-7998
www.heavenandearthdesigns.com

Copyright Heaven and Earth Designs 2006
Copyright Dawn Obrecht 2006

Heaven and Earth Designs

QS Dark Geisha Fae

(Large Format)

Chart No: HAEDOQS 217

By Michele Sayetta

Artwork by Dawn Obrecht

Finished Design Size 150 W by 203 H (6 W X 8 inches on 25ct)

Heaven and Earth Designs
425 9th Street SW
Willmar MN 56201
320-214-7998
www.heavenandearthdesigns.com

Copyright Heaven and Earth Designs 2006
Copyright Dawn Obrecht 2006

Heaven and Earth Designs

QS Dolphin Mermaid

Chart No: HAENTQS4909

By Michele Sayetta

Artwork by Nadia Tate

Finished Design Size 150 W by 209 H (6 W X 8-1/4 inches on 25ct)

Heaven and Earth Designs
425 9th Street SW
Willmar MN 56201
320-214-7998
www.heavenandearthdesigns.com

Copyright Heaven and Earth Designs 2006
Copyright Nadia Tate 2006

Heaven and Earth Designs

QS Dolphin Mermaid

(Large Format)

Chart No: HAENTQS4909

By Michele Sayetta

Artwork by Nadia Tate

Finished Design Size 150 W by 209 H (6 W X 8-1/4 inches on 25ct)

Heaven and Earth Designs
425 9th Street SW
Willmar MN 56201
320-214-7998
www.heavenandearthdesigns.com

Copyright Heaven and Earth Designs 2006
Copyright Nadia Tate 2006

Heaven and Earth Designs

QS Dragon Dreaming

By Michele Sayetta

Artwork by Lisa Victoria

Finished Design Size 100W by 101 H (4 W X 4 H inches on 25ct fabric)

Heaven and Earth Designs
425 9th Street SW
Willmar MN 56201
320-214-7998
www.heavenandearthdesigns.com

Copyright Heaven and Earth Designs 2005
Copyright Lisa Victoria 2005

Heaven and Earth Designs

QS Dragon Dreaming

(Large Format)

By Michele Sayetta

Artwork by Lisa Victoria

Finished Design Size 100W by 101 H (4 W X 4 H inches on 25ct fabric)

Heaven and Earth Designs
425 9th Street SW
Willmar MN 56201
320-214-7998
www.heavenandearthdesigns.com

Copyright Heaven and Earth Designs 2005
Copyright Lisa Victoria 2005

Heaven and Earth Designs

QS Dragon Eye

Chart No: HAEBLQS459

By Michele Sayetta

Artwork by Bernadette Lusk

Finished Design Size 150 W by 209H (6 W X 8-1/4 H inches on 25ct fabric)

Heaven and Earth Designs
425 9th Street SW
Willmar MN 56201
320-214-7998
www.heavenandearthdesigns.com
Copyright Heaven and Earth Designs 2006

Heaven and Earth Designs

QS Dragon Eye

(Large Format)

Chart No: HAEBLQS459

By Michele Sayetta

Artwork by Bernadette Lusk

Finished Design Size 150 W by 209H (6 W X 8-1/4 H inches on 25ct fabric)

Heaven and Earth Designs
425 9th Street SW
Willmar MN 56201
320-214-7998
www.heavenandearthdesigns.com
Copyright Heaven and Earth Designs 2006

Heaven and Earth Designs

Dragon Fae 1

Chart No: HAEIDQS479

By Michele Sayetta

Artwork by Selena Fenech

Heaven and Earth Designs
425 9th Street SW
Willmar MN 56201
320-214-7998
www.heavenandearthdesigns.com
Copyright Heaven and Earth Designs 2004

Instructions

The model for QS Dragon Fae 1 is stitched over 1 on 25ct, Linen or Evenweave may be used. You may use 1 or 2 strands of floss depending on your preference.

It is recommended that you make working copies and enlarge to view detail and symbols.

We also suggest using a #28 needle when working over 1 on 25ct.

This is a large project that will offer many hours of stitching pleasure.

We thank you for purchasing this design and welcome any questions or comments
That you may have.

Heaven and Earth Designs

QS Dargon Fae 1

(Large Format)

By Michele Sayetta

Artwork by Seline Fenech

Heaven and Earth Designs
425 9th Street SW
Willmar MN 56201
320-214-7998
www.heavenandearthdesigns.com
Copyright Heaven and Earth Designs 2004

Instructions

The model for Dragon Fae1 is stitched over 1 on 25ct, Linen or Evenweave may be used. You may use 1 or 2 strands of floss depending on your preference.

It is recommended that you make working copies and enlarge to view detail and symbols.

We also suggest using a #28 needle when working over 1 on 25ct.

This is a large project that will offer many hours of stitching pleasure.

We thank you for purchasing this design and welcome any questions or comments
That you may have.

Heaven and Earth Designs

QS Dragon Soul

Chart No: HAESFQS 9999

By Michele Sayetta

Artwork by Selina Fenech

Finished Design Size 150 W by 121 H (6 W X 4-3/4 inches on 25ct)

Heaven and Earth Designs
425 9th Street SW
Willmar MN 56201
320-214-7998
www.heavenandearthdesigns.com

Copyright Heaven and Earth Designs 2006
Copyright Selina Fenech 2006

Heaven and Earth Designs

QS Dragon Soul

(Large Format)

Chart No: HAESFQS 9999

By Michele Sayetta

Artwork by Selina Fenech

Finished Design Size 150 W by 121 H (6 W X 4-3/4 inches on 25ct)

Heaven and Earth Designs
425 9th Street SW
Willmar MN 56201
320-214-7998
www.heavenandearthdesigns.com

Copyright Heaven and Earth Designs 2006
Copyright Selina Fenech 2006

Heaven and Earth Designs

QS Dragonette

Chart No: HAEVVTQS 1010

By Michele Sayetta

Artwork by Vicki Visconti-Tilley

Finished Design Size 150 W by 121 H (6 W X 4-3/4 H inches on 25ct fabric)

Heaven and Earth Designs
425 9th St SW
Willmar, MN 56201
320-214-7998
www.heavenandearthdesigns.com
Copyright Heaven and Earth Designs 2006

Instructions

The model for Dragonette is stitched over 1 on 25ct, Linen or Evenweave may be used. You may use 1 or 2 strands of floss depending on your preference.

It is recommended that you make working copies and enlarge to view detail and symbols.

We also suggest using a #28 needle when working over 1 on 25ct.

This is a large project that will offer many hours of stitching pleasure.

We thank you for purchasing this design and welcome any questions or comments
That you may have.

Heaven and Earth Designs
320-214-7998

Http://www.heavenandearthdesigns.com

Heaven and Earth Designs

QS Dragonette

(Large Format)

Chart No: HAEWTQS 1010

By Michele Sayetta

Artwork by Vicki Visconti-Tilley

Finished Design Size 150 W by 121 H (6 W X 4-3/4 H inches on 25ct fabric)

Heaven and Earth Designs
425 9th St SW
Willmar, MN 56201
320-214-7998
www.heavenandearthdesigns.com
Copyright Heaven and Earth Designs 2006

Heaven and Earth Designs

QS DragonFly

Chart No: HAESFQS001

By Michele Sayetta

Artwork by Selina Fenech

Heaven and Earth Designs
425 9th Street SW
Willmar MN 56201
320-214-7998
www.heavenandearthdesigns.com
Copyright Heaven and Earth Designs 2004

Instructions

The model for QS Dragonfly is stitched over 1 on 25ct, Linen or Evenweave may be used. You may use 1 or 2 strands of floss depending on your preference.

It is recommended that you make working copies and enlarge to view detail and symbols.

We also suggest using a #28 needle when working over 1 on 25ct.

This is a large project that will offer many hours of stitching pleasure.

We thank you for purchasing this design and welcome any questions or comments
That you may have.

Heaven and Earth Designs

QS Dragonfly Fae

Chart No: HAENTQS 3912

By Michele Sayetta

Artwork by Nadia Tate

Finished Design Size 150 W by 210 H (6 W X 8-3/8 inches on 25ct)

Heaven and Earth Designs
425 9th Street SW
Willmar MN 56201
320-214-7998
www.heavenandearthdesigns.com

Copyright Heaven and Earth Designs 2006
Copyright Nadia Tate 2006

Heaven and Earth Designs

QS Dragonfly Fae

(Large Format)

Chart No: HAENTQS 3912

By Michele Sayetta

Artwork by Nadia Tate

Finished Design Size 150 W by 210 H (6 W X 8-3/8 inches on 25ct)

Heaven and Earth Designs
425 9th Street SW
Willmar MN 56201
320-214-7998
www.heavenandearthdesigns.com

Copyright Heaven and Earth Designs 2006
Copyright Nadia Tate 2006

Heaven and Earth Designs

QS Dragonfly

Chart No: HAEQSJG 9973

By Michele Sayetta

Artwork by Jessica Galbreth

Finished Design Size 150 W by 194 H (6 W X 7-3/4 H inches on 25ct fabric)

Heaven and Earth Designs
425 9th St SW
Willmar, MN 56201
320-214-7998
www.heavenandearthdesigns.com
Copyright Heaven and Earth Designs 2006
Copyright Jessica Galbreth 2006

Heaven and Earth Designs

QS Dragonfly

(Large Format)

Chart No: HAEQSJG 9973

By Michele Sayetta

Artwork by Jessica Galbreth

Finished Design Size 150 W by 194 H (6 W X 7-3/4 H inches on 25ct fabric)

Heaven and Earth Designs
425 9th St SW
Willmar, MN 56201
320-214-7998
www.heavenandearthdesigns.com

Copyright Heaven and Earth Designs 2006
Copyright Jessica Galbreth 2006

Heaven and Earth Designs

Quick Stitches –Dragonfly

(Large Format)

Chart No: HAESF036

By Michele Sayetta

Artwork by Selina Fenech

Heaven and Earth Designs
425 9th Street SW
Willmar MN 56201
320-214-7998
www.heavenandearthdesigns.com
Copyright Heaven and Earth Designs
Copyright Selina Fenech

Heaven and Earth Designs

QS Dragons Pearls

Chart No: HAESPL036

By Michele Sayetta

Artwork by Stephanie-Pui-Law

Finished Design Size 150 W by 118 H (6 WX 4-5/8 H inches on 25ct fabric)

Heaven and Earth Designs
425 9th Street SW
Willmar MN 56201
320-214-7998
www.heavenandearthdesigns.com

Copyright Heaven and Earth Designs 2006
Copyright Stephanie-Pui-Law 2006

Heaven and Earth Designs

QS Dreaming Mermaid

Chart No: HAEMHQS 3415

By Michele Sayetta

Artwork by Molly Harrison

Finished Design Size 150 W by 211 H (6 WX 8-3/8 inches on 25ct)

Heaven and Earth Designs
425 9th Street SW
Willmar MN 56201
320-214-7998
www.heavenandearthdesigns.com

Copyright Heaven and Earth Designs 2006
Copyright Molly Harrison 2006

Heaven and Earth Designs

QS Dreaming Mermaid

(Large Format)

Chart No: HAEMHQS 3415

By Michele Sayetta

Artwork by Molly Harrison

Finished Design Size 150 W by 211 H (6 W X 8-3/8 inches on 25ct)

Heaven and Earth Designs
425 9th Street SW
Willmar MN 56201
320-214-7998
www.heavenandearthdesigns.com

Copyright Heaven and Earth Designs 2006
Copyright Molly Harrison 2006

Heaven and Earth Designs

QS Dryad With Butterfly

Chart No: HAECCKQS 417

By Michele Sayetta

Artwork by Ching-Chou Kuik

Finished Design Size 150 W by 205 H (6 W X 8-1/8 H inches on 25ct fabric)

Heaven and Earth Designs
425 9th Street SW
Willmar MN 56201
320-214-7998
www.heavenandearthdesigns.com
Copyright Heaven and Earth Designs 2006

Heaven and Earth Designs

QS Dryad With Butterfly

(Large Format)

Chart No: HAECCKQS 417

By Michele Sayetta

Artwork by Ching-Chou Kuik

Finished Design Size 150 W by 205 H (6 W X 8-1/8 H inches on 25ct fabric)

Heaven and Earth Designs
425 9th Street SW
Willmar MN 56201
320-214-7998
www.heavenandearthdesigns.com
Copyright Heaven and Earth Designs 2006

Heaven and Earth Designs

QS Dryad With Peacock

Chart No: HAECCKQS 416

By Michele Sayetta

Artwork by Ching-Chou Kuik

Finished Design Size 150 W by 210 H (6 W X 8-3/8 H inches on 25ct fabric)

Heaven and Earth Designs
425 9th Street SW
Willmar MN 56201
320-214-7998
www.heavenandearthdesigns.com
Copyright Heaven and Earth Designs 2006

Heaven and Earth Designs

QS Dryad With Peacock

(Large Format)

Chart No: HAECCKQS 416

By Michele Sayetta

Artwork by Ching-Chou Kuik

Finished Design Size 150 W by 210 H (6 W X 8-3/8 H inches on 25ct fabric)

Heaven and Earth Designs
425 9th Street SW
Willmar MN 56201
320-214-7998
www.heavenandearthdesigns.com
Copyright Heaven and Earth Designs 2006

Heaven and Earth Designs

QS Earth ACEO

Chart No: HAESBQS 455

By Michele Sayetta

Artwork by Sarah Butcher

Finished Design Size 150 W by 210 H (6 W X 8 3/8 H inches on 25ct fabric)

Heaven and Earth Designs
425 9th Street SW
Willmar MN 56201
320-214-7998
www.heavenandearthdesigns.com
Copyright Heaven and Earth Designs 2005
Copyright Sarah Butcher 2005

Instructions

The model for QS Earth ACEO is stitched over 1 on 25ct, Linen or Evenweave may be used. You may use 1 or 2 strands of floss depending on your preference.

It is recommended that you make working copies and enlarge to view detail and symbols.

We also suggest using a #28 needle when working over 1 on 25ct.

This is a large project that will offer many hours of stitching pleasure.

We thank you for purchasing this design and welcome any questions or comments
That you may have.

Heaven and Earth Designs

QS Earth ACEO

(Large Format)

Chart No: HAESBQS 455

By Michele Sayetta

Artwork by Sarah Butcher

Finished Design Size 150 W by 210 H (6 W X 8 3/8 H inches on 25ct fabric)

Heaven and Earth Designs
425 9th Street SW
Willmar MN 56201
320-214-7998
www.heavenandearthdesigns.com

Copyright Heaven and Earth Designs 2005
Copyright Sarah Butcher 2005

Instructions

The model for QS Earth ACEO is stitched over 1 on 25ct, Linen or Evenweave may be used. You may use 1 or 2 strands of floss depending on your preference.

It is recommended that you make working copies and enlarge to view detail and symbols.

We also suggest using a #28 needle when working over 1 on 25ct.

This is a large project that will offer many hours of stitching pleasure.

We thank you for purchasing this design and welcome any questions or comments
That you may have.

Heaven and Earth Designs

QS Earth/Fire/Ice/Wind

Chart No: HAENTQS 1925

By Michele Sayetta

Artwork by Nadia Tate

Finished Design Size 400 W by 560 H (16 W X 22-3/8 H inches on 25ct fabric)

Heaven and Earth Designs
425 9th Street SW
Willmar MN 56201
320-214-7998
www.heavenandearthdesigns.com
Copyright Heaven and Earth Designs 2006

Heaven and Earth Designs

QS Earth/Fire/Ice/Wind

(Large Format)

Chart No: HAENTQS 1925

By Michele Sayetta

Artwork by Nadia Tate

Finished Design Size 400 W by 560 H (16 W X 22-3/8 H inches on 25ct fabric)

Heaven and Earth Designs
425 9th Street SW
Willmar MN 56201
320-214-7998
www.heavenandearthdesigns.com

Copyright Heaven and Earth Designs 2006

Heaven and Earth Designs

Mermaid

By Michele Sayetta

Artwork by Selena Fenech

Heaven and Earth Designs
425 9th Street SW
Willmar MN 56201
320-214-7998
www.heavenandearthdesigns.com
Copyright Heaven and Earth Designs 2004

Instructions

The model for QS Earth Mermaid is stitched over 1 on 25ct, Linen or Evenweave may be used. You may use 1 or 2 strands of floss depending on your preference.

It is recommended that you make working copies and enlarge to view detail and symbols.

We also suggest using a #28 needle when working over 1 on 25ct.

This is a large project that will offer many hours of stitching pleasure.

We thank you for purchasing this design and welcome any questions or comments
That you may have.

Heaven and Earth Designs

QS Earth Mermaid

(Large Format)

Chart No: HAENTQS 1901

By Michele Sayetta

Artwork by Nadia Tate

Finished Design Size 165 W by 230 H (6-1/2 W X 9-1/8 H inches on 25ct fabric)

Heaven and Earth Designs
425 9th Street SW
Willmar MN 56201
320-214-7998
www.heavenandearthdesigns.com
Copyright Heaven and Earth Designs 2006

Heaven and Earth Designs

QS Earth Mermaid

Chart No: HAENTQS 1901

By Michele Sayetta

Artwork by Nadia Tate

Finished Design Size 165 W by 230 H (6-1/2 W X 9-1/8 H inches on 25ct fabric)

Heaven and Earth Designs
425 9th Street SW
Willmar MN 56201
320-214-7998
www.heavenandearthdesigns.com
Copyright Heaven and Earth Designs 2006

Heaven and Earth Designs

QS Earth (Tiger)

Chart No: HAETRQS 148

By Michele Sayetta

Artwork by Teri Rosario



Finished Design Size 150 W by 244 H (6 W X 9-3/4 H inches on 25ct fabric)

Heaven and Earth Designs
425 9th Street SW
Willmar MN 56201
320-214-7998
www.heavenandearthdesigns.com
Copyright Heaven and Earth Designs 2005

Heaven and Earth Designs

QS Earth (Tiger)

(Large Format)

Chart No: HAETRQS 148

By Michele Sayetta

Artwork by Teri Rosario



Finished Design Size 150 W by 244 H (6 W X 9-3/4 H inches on 25ct fabric)

Heaven and Earth Designs
425 9th Street SW
Willmar MN 56201
320-214-7998
www.heavenandearthdesigns.com

Copyright Heaven and Earth Designs 2005

Heaven and Earth Designs

QS Elemental Magic

Chart No: HAEJB005

By Michele Sayetta

Artwork by Jody Bergsma

Finished Design Size 100W by 86 H (4 W X 3-1/8H inches on 25ct)

Heaven and Earth Designs
425 9th Street SW
Willmar MN 56201
320-214-7998
www.heavenandearthdesigns.com
Copyright Heaven and Earth Designs 2004
Copyright Jody Bergsma 2004

Heaven and Earth Designs

QS Elemental Magic

(Large Format)

Chart No: HAEJB005

By Michele Sayetta

Artwork by Jody Bergsma

Finished Design Size 100W by 86 H (4 W X 3-1/8H inches on 25ct)

Heaven and Earth Designs
425 9th Street SW
Willmar MN 56201
320-214-7998
www.heavenandearthdesigns.com

Copyright Heaven and Earth Designs 2004
Copyright Jody Bergsma 2004

Heaven and Earth Designs

QS Elenia

By Michele Sayetta

Artwork by Bernadette Lusk



Finished Design Size 150 W by 208 H (6 W X 8- 1/4 H inches on 25ct fabric)

Heaven and Earth Designs
425 9th Street SW
Willmar MN 56201
320-214-7998
www.heavenandearthdesigns.com

Copyright Heaven and Earth Designs 2005
Copyright Bernadette Lusk 2005

Heaven and Earth Designs

QS Elenia

(Large Format)

By Michele Sayetta

Artwork by Bernadette Lusk

Finished Design Size 150 W by 208 H (6 W X 8- 1/4 H inches on 25ct fabric)

Heaven and Earth Designs
425 9th Street SW
Willmar MN 56201
320-214-7998
www.heavenandearthdesigns.com

Copyright Heaven and Earth Designs 2005
Copyright Bernadette Lusk 2005

Heaven and Earth Designs

QS Emerald Fae Cat

Chart No: HAECHQS 2498

By Michele Sayetta

Artwork by Carrie Hawks

Finished Design Size 150 W by 106 H (6- W X 4-1/8 H inches on 25ct fabric)

Heaven and Earth Designs
425 9th Street SW
Willmar MN 56201
320-214-7998
www.heavenandearthdesigns.com
Copyright Heaven and Earth Designs 2006

Heaven and Earth Designs

QS Emerald Fae Cat

(Large Format)

Chart No: HAECHQS 2498

By Michele Sayetta

Artwork by Carrie Hawks

Finished Design Size 150 W by 106 H (6- W X 4-1/8 H inches on 25ct fabric)

Heaven and Earth Designs
425 9th Street SW
Willmar MN 56201
320-214-7998
www.heavenandearthdesigns.com
Copyright Heaven and Earth Designs 2006

Heaven and Earth Designs

QS Fairy Frog Mother

Chart No: HAELVQS479

By Michele Sayetta

Artwork by Lisa Victoria

Finished Design Size 150 W by 208 H (6- W X 8-1/4 H inches on 25ct fabric)

Heaven and Earth Designs
425 9th Street SW
Willmar MN 56201
320-214-7998
www.heavenandearthdesigns.com
Copyright Heaven and Earth Designs 2006

Heaven and Earth Designs

QS Fairy Frog Mother

(Large Format)

Chart No: HAELVQS479

By Michele Sayetta

Artwork by Lisa Victoria

Finished Design Size 150 W by 208 H (6- W X 8-1/4 H inches on 25ct fabric)

Heaven and Earth Designs
425 9th Street SW
Willmar MN 56201
320-214-7998
www.heavenandearthdesigns.com
Copyright Heaven and Earth Designs 2006

Heaven and Earth Designs

QS Fairy Muse

By Michele Sayetta

Artwork by Linda Ravenscroft

Heaven and Earth Designs
425 9th Street SW
Willmar MN 56201
320-214-7998
www.heavenandearthdesigns.com
Copyright Heaven and Earth Designs 2004

Heaven and Earth Designs

Q S Fairy Muse

(Large Format)

By Michele Sayetta

Artwork by Linda Ravenscroft

Heaven and Earth Designs
425 9th Street SW
Willmar MN 56201
320-214-7998
www.heavenandearthdesigns.com
Copyright Heaven and Earth Designs 2004

Heaven and Earth Designs

QS Fairy of Summer

Chart No: HAEBLQS 1904

By Michele Sayetta

Artwork by Bernadette Lusk

Finished Design Size 150 W by 187 H (6 W X 7-3/8 H inches on 25ct fabric)

Heaven and Earth Designs
425 9th Street SW
Willmar MN 56201
320-214-7998
www.heavenandearthdesigns.com
Copyright Heaven and Earth Designs 2006

Heaven and Earth Designs

QS Fairy of Summer

(Large Format)

Chart No: HAEBLQS 1904

By Michele Sayetta

Artwork by Bernadette Lusk

Finished Design Size 150 W by 187 H (6 W X 7-3/8 H inches on 25ct fabric)

Heaven and Earth Designs
425 9th Street SW
Willmar MN 56201
320-214-7998
www.heavenandearthdesigns.com
Copyright Heaven and Earth Designs 2006

Heaven and Earth Designs

QS Fairy of Swan Lake

Chart No: HAELVQS 235

By Michele Sayetta

Artwork by Lisa Victoria

Finished Design Size 150 W by 210 H (6 W X 8 -3/8 H inches on 25ct fabric)

Heaven and Earth Designs
425 9th Street SW
Willmar MN 56201
320-214-7998
www.heavenandearthdesigns.com

Copyright Heaven and Earth Designs 2006
Copyright Lisa Victoria 2006

Heaven and Earth Designs

QS Fairy of Swan Lake

(Large Format)

Chart No: HAELVQS 235

By Michele Sayetta

Artwork by Lisa Victoria

Finished Design Size 150 W by 210 H (6 W X 8 -3/8 H inches on 25ct fabric)

Heaven and Earth Designs
425 9th Street SW
Willmar MN 56201
320-214-7998
www.heavenandearthdesigns.com

Copyright Heaven and Earth Designs 2006
Copyright Lisa Victoria 2006

Heaven and Earth Designs

QS Fairy Penguin Mermaid

Chart No: HAENTQS4108

By Michele Sayetta

Artwork by Nadia Tate

Finished Design Size 150 W by 209 H (6 W X 8-1/4 inches on 25ct)

Heaven and Earth Designs
425 9th Street SW
Willmar MN 56201
320-214-7998
www.heavenandearthdesigns.com

Copyright Heaven and Earth Designs 2006
Copyright Nadia Tate 2006

Heaven and Earth Designs

QS Fairy Penguin Mermaid

(Large Format)

Chart No: HAENTQS4108

By Michele Sayetta

Artwork by Nadia Tate

Finished Design Size 150 W by 209 H (6 W X 8-1/4 inches on 25ct)

Heaven and Earth Designs
425 9th Street SW
Willmar MN 56201
320-214-7998
www.heavenandearthdesigns.com

Copyright Heaven and Earth Designs 2006
Copyright Nadia Tate 2006

Heaven and Earth Designs

QS Fantasea

Chart No: HAEJCQS 1919

By Michele Sayetta

Artwork by James Christensen

Finished Design Size 150 W by 174 H (6 W X 6-7/8 H inches on 25ct fabric)

Heaven and Earth Designs
425 9th Street SW
Willmar MN 56201
320-214-7998
www.heavenandearthdesigns.com

Copyright Heaven and Earth Designs 2006
Copyright James Christensen 2006

Heaven and Earth Designs

QS Fantasea

(Large Format)

Chart No: HAEJCQS 1919

By Michele Sayetta

Artwork by James Christensen

Finished Design Size 150 W by 174 H (6 W X 6-7/8 H inches on 25ct fabric)

Heaven and Earth Designs
425 9th Street SW
Willmar MN 56201
320-214-7998
www.heavenandearthdesigns.com

Copyright Heaven and Earth Designs 2006
Copyright James Christensen 2006

Heaven and Earth Designs

QS Fantavisions

By Michele Sayetta
Artwork by Stephanie Pui-Mun Law

Finished Design Size 100W by 88H (4W X 3 1/2 H inches on 25ct fabric)

Heaven and Earth Designs
633 18th Ave SW
Rochester, MN 55902
507-280-8249
www.heavenandearthdesigns.com
Copyright Heaven and Earth Designs 2005
Copyright Stephanie Pui-Mun Law 2005

Instructions

The model for QS Fantavisions is stitched over 1 on 25ct, Linen or Evenweave may be used. You may use 1 or 2 strands of floss depending on your preference.

It is recommended that you make working copies and enlarge to view detail and symbols.

We also suggest using a #28 needle when working over 1 on 25ct.

This is a large project that will offer many hours of stitching pleasure.

We thank you for purchasing this design and welcome any questions or comments that you may have.

Heaven and Earth Designs

QS Fantavisions

(Large Format)

By Michele Sayetta

Artwork by Stephanie Pui-Mun Law

Finished Design Size 100W by 88H (4W X 3 1/2 H inches on 25ct fabric)

Heaven and Earth Designs
633 18th Ave SW
Rochester, MN 55902
507-280-8249
www.heavenandearthdesigns.com

Copyright Heaven and Earth Designs 2005
Copyright Stephanie Pui-Mun Law 2005

Instructions

The model for QS Fantavisions is stitched over 1 on 25ct, Linen or Evenweave may be used. You may use 1 or 2 strands of floss depending on your preference.

It is recommended that you make working copies and enlarge to view detail and symbols.

We also suggest using a #28 needle when working over 1 on 25ct.

This is a large project that will offer many hours of stitching pleasure.

We thank you for purchasing this design and welcome any questions or comments that you may have.

Heaven and Earth Designs

QS Fire ACEO

Chart No: HAESBQS 455

By Michele Sayetta

Artwork by Sarah Butcher

Finished Design Size 150 W by 211 H (6 W X 8 3/8 H inches on 25ct fabric)

Heaven and Earth Designs
425 9th Street SW
Willmar MN 56201
320-214-7998
www.heavenandearthdesigns.com
Copyright Heaven and Earth Designs 2005
Copyright Sarah Butcher 2005

Instructions

The model for QS Fire ACEO is stitched over 1 on 25ct, Linen or Evenweave may be used. You may use 1 or 2 strands of floss depending on your preference.

It is recommended that you make working copies and enlarge to view detail and symbols.

We also suggest using a #28 needle when working over 1 on 25ct.

This is a large project that will offer many hours of stitching pleasure.

We thank you for purchasing this design and welcome any questions or comments
That you may have.

Heaven and Earth Designs

QS Fire ACEO

(Large Format)

Chart No: HAESBQS 455

By Michele Sayetta

Artwork by Sarah Butcher

Finished Design Size 150 W by 211 H (6 W X 8 3/8 H inches on 25ct fabric)

Heaven and Earth Designs
425 9th Street SW
Willmar MN 56201
320-214-7998
www.heavenandearthdesigns.com

Copyright Heaven and Earth Designs 2005
Copyright Sarah Butcher 2005

Instructions

The model for QS Fire ACEO is stitched over 1 on 25ct, Linen or Evenweave may be used. You may use 1 or 2 strands of floss depending on your preference.

It is recommended that you make working copies and enlarge to view detail and symbols.

We also suggest using a #28 needle when working over 1 on 25ct.

This is a large project that will offer many hours of stitching pleasure.

We thank you for purchasing this design and welcome any questions or comments
That you may have.

Heaven and Earth Designs

QS Fire Mermaid

Chart No: HAENTQS 1902

By Michele Sayetta

Artwork by Nadia Tate

Finished Design Size 165 W by 231 H (6-1/2 W X 9-1/8 H inches on 25ct fabric)

Heaven and Earth Designs
425 9th Street SW
Willmar MN 56201
320-214-7998
www.heavenandearthdesigns.com
Copyright Heaven and Earth Designs 2006

Heaven and Earth Designs

QS Fire Mermaid

(Large Format)

Chart No: HAENTQS 1902

By Michele Sayetta

Artwork by Nadia Tate

Finished Design Size 165 W by 231 H (6-1/2 W X 9-1/8 H inches on 25ct fabric)

Heaven and Earth Designs
425 9th Street SW
Willmar MN 56201
320-214-7998
www.heavenandearthdesigns.com
Copyright Heaven and Earth Designs 2006

Heaven and Earth Designs

QS Fireflies On Parade

By Michele Sayetta

Artwork by Stacy Tippin



Finished Design Size 100W by 89 H (4 WX 3 1/2 H inches on 25ct fabric)

Heaven and Earth Designs
425 9th Street SW
Willmar MN 56201
320-214-7998
www.heavenandearthdesigns.com

Copyright Heaven and Earth Designs 2005
Copyright Stacy Tippin 2005

Heaven and Earth Designs

QS Fireflies On Parade

(Large Format)

By Michele Sayetta

Artwork by Stacy Tippin



Finished Design Size 100W by 89 H (4 WX 3 1/2 H inches on 25ct fabric)

Heaven and Earth Designs
425 9th Street SW
Willmar MN 56201
320-214-7998
www.heavenandearthdesigns.com

Copyright Heaven and Earth Designs 2005
Copyright Stacy Tippin 2005

Heaven and Earth Designs

QS Firefly

Chart No: HAEKCQS 231

By Michele Sayetta

Artwork by Krystal Camprubi

Finished Design Size 175 W by 290 H (7 W X 11 -1/2 H inches on 25ct fabric)

Heaven and Earth Designs
425 9th Street SW
Willmar MN 56201
320-214-7998
www.heavenandearthdesigns.com

Copyright Heaven and Earth Designs 2006
Copyright Krystal Camprubi 2006

Heaven and Earth Designs

QS Firefly

(Large Format)

Chart No: HAEKCQS 231

By Michele Sayetta

Artwork by Krystal Camprubi

Finished Design Size 175 W by 290 H (7 W X 11 -1/2 H inches on 25ct fabric)

Heaven and Earth Designs
425 9th Street SW
Willmar MN 56201
320-214-7998
www.heavenandearthdesigns.com

Copyright Heaven and Earth Designs 2006
Copyright Krystal Camprubi 2006

Heaven and Earth Designs

QS Flaming June

By Michele Sayetta

Artwork by Leighton

Heaven and Earth Designs
425 9th Street SW
Willmar MN 56201
320-214-7998
www.heavenandearthdesigns.com
Copyright Heaven and Earth Designs 2004

Instructions

The model for QS Flaming June is stitched over 1 on 25ct, Linen or Evenweave may be used. You may use 1 or 2 strands of floss depending on your preference.

It is recommended that you make working copies and enlarge to view detail and symbols.

We also suggest using a #28 needle when working over 1 on 25ct.

This is a large project that will offer many hours of stitching pleasure.

We thank you for purchasing this design and welcome any questions or comments
That you may have.

Heaven and Earth Designs

QS Flaming June

(Large Format)

By Michele Sayetta

Artwork by Leighton

Heaven and Earth Designs
425 9th Street SW
Willmar MN 56201
320-214-7998
www.heavenandearthdesigns.com
Copyright Heaven and Earth Designs 2004

Instructions

The model for QS Flaming June is stitched over 1 on 25ct, Linen or Evenweave may be used. You may use 1 or 2 strands of floss depending on your preference.

It is recommended that you make working copies and enlarge to view detail and symbols.

We also suggest using a #28 needle when working over 1 on 25ct.

This is a large project that will offer many hours of stitching pleasure.

We thank you for purchasing this design and welcome any questions or comments
That you may have.

Heaven and Earth Designs

QS Flower Fae

Chart No: HANTQS481

By Michele Sayetta

Artwork by Nadia Tate

Finished Design Size 150 W by 208 H (6 WX 8-1/4 H inches on 25ct fabric)

Heaven and Earth Designs
425 9th Street SW
Willmar MN 56201
320-214-7998
www.heavenandearthdesigns.com
Copyright Heaven and Earth Designs 2006

Heaven and Earth Designs

QS Flower Fae

(Large Format)

Chart No: HANTQS481

By Michele Sayetta

Artwork by Nadia Tate

Finished Design Size 150 W by 208 H (6 WX 8-1/4 H inches on 25ct fabric)

Heaven and Earth Designs
425 9th Street SW
Willmar MN 56201
320-214-7998
www.heavenandearthdesigns.com
Copyright Heaven and Earth Designs 2006

Heaven and Earth Designs

QS Forest Light

Chart No: HAEJEBQS 2001

By Michele Sayetta

Artwork by Jonathan Earl Bowser

Finished Design Size 150 W by 186 H (6 W X 7-3/8 inches on 25ct)

Heaven and Earth Designs
425 9th Street SW
Willmar MN 56201
320-214-7998
www.heavenandearthdesigns.com

Copyright Heaven and Earth Designs 2006
Copyright Jonathon Earl Bowser 2006

Heaven and Earth Designs

QS Forest Light

(Large Format)

Chart No: HAEJEBQS 2002

By Michele Sayetta

Artwork by Jonathan Earl Bowser

Finished Design Size 150 W by 186 H (6 W X 7-3/8 inches on 25ct)

Heaven and Earth Designs
425 9th Street SW
Willmar MN 56201
320-214-7998
www.heavenandearthdesigns.com

Copyright Heaven and Earth Designs 2006
Copyright Jonathon Earl Bowser 2006

Heaven and Earth Designs

QS Found

Chart No: HAELVQS 234

By Michele Sayetta

Artwork by Lisa Victoria

Finished Design Size 150 W by 210 H (6 W X 8 -3/8 H inches on 25ct fabric)

Heaven and Earth Designs
425 9th Street SW
Willmar MN 56201
320-214-7998
www.heavenandearthdesigns.com

Copyright Heaven and Earth Designs 2006
Copyright Lisa Victoria 2006

Heaven and Earth Designs

QS Found

(Large Format)

Chart No: HAELVQS 234

By Michele Sayetta

Artwork by Lisa Victoria

Finished Design Size 150 W by 210 H (6 W X 8 -3/8 H inches on 25ct fabric)

Heaven and Earth Designs
425 9th Street SW
Willmar MN 56201
320-214-7998
www.heavenandearthdesigns.com

Copyright Heaven and Earth Designs 2006
Copyright Lisa Victoria 2006

Heaven and Earth Designs

QS Friendship

Chart No: HAESBQS 1486

By Michele Sayetta

Artwork by Sara Butcher

Finished Design Size 175 W by 150 H (7-WX 6 H inches on 25ct fabric)

Heaven and Earth Designs
425 9th Street SW
Willmar MN 56201
320-214-7998
www.heavenandearthdesigns.com
Copyright Heaven and Earth Designs 2006

Heaven and Earth Designs

QS Friendship

(Large Format)

Chart No: HAESBQS 1486

By Michele Sayetta

Artwork by Sara Butcher

Finished Design Size 175 W by 150 H (7-WX 6 H inches on 25ct fabric)

Heaven and Earth Designs
425 9th Street SW
Willmar MN 56201
320-214-7998
www.heavenandearthdesigns.com
Copyright Heaven and Earth Designs 2006

Heaven and Earth Designs

QS Frog Prince 3

Chart No: HAESGQS 914

By Michele Sayetta

Artwork by Scott Gustafson

Finished Design Size 150 W by 176 H (6 W X 7 H inches on 25ct fabric)

Heaven and Earth Designs
425 9th Street SW
Willmar MN 56201
320-214-7998
www.heavenandearthdesigns.com

Copyright Heaven and Earth Designs 2006
Copyright Scott Gustafson 2006

Instructions

The model for QS Frog Prince 3 is stitched over 1 on 25ct, Linen or Evenweave may be used. You may use 1 or 2 strands of floss depending on your preference.

It is recommended that you make working copies and enlarge to view detail and symbols.

We also suggest using a #28 needle when working over 1 on 25ct.

This is a large project that will offer many hours of stitching pleasure.

We thank you for purchasing this design and welcome any questions or comments
That you may have.

Heaven and Earth Designs

QS Frog Prince 3

(Large Format)

Chart No: HAEJCQS 918

By Michele Sayetta

Artwork by Scott Gustafson

Finished Design Size 150 W by 176 H (6 W X 7 H inches on 25ct fabric)

Heaven and Earth Designs
425 9th Street SW
Willmar MN 56201
320-214-7998
www.heavenandearthdesigns.com

Copyright Heaven and Earth Designs 2006
Copyright Scott Gustafson 2006

Instructions

The model for QS Frog Prince 3 is stitched over 1 on 25ct, Linen or Evenweave may be used. You may use 1 or 2 strands of floss depending on your preference.

It is recommended that you make working copies and enlarge to view detail and symbols.

We also suggest using a #28 needle when working over 1 on 25ct.

This is a large project that will offer many hours of stitching pleasure.

We thank you for purchasing this design and welcome any questions or comments
That you may have.

Heaven and Earth Designs

QS Frog Prince 3

(Large Format)

Chart No: HAESGQS 918

By Michele Sayetta

Artwork by Scott Gustafson

Finished Design Size 150 W by 176 H (6 W X 7 H inches on 25ct fabric)

Heaven and Earth Designs
425 9th Street SW
Willmar MN 56201
320-214-7998
www.heavenandearthdesigns.com

Copyright Heaven and Earth Designs 2006
Copyright Scott Gustafson 2006

Instructions

The model for QS Frog Prince 3 is stitched over 1 on 25ct, Linen or Evenweave may be used. You may use 1 or 2 strands of floss depending on your preference.

It is recommended that you make working copies and enlarge to view detail and symbols.

We also suggest using a #28 needle when working over 1 on 25ct.

This is a large project that will offer many hours of stitching pleasure.

We thank you for purchasing this design and welcome any questions or comments
That you may have.

Heaven and Earth Designs

QS Frog Prince

Chart No: HAEJCQS 918

By Michele Sayetta

Artwork by Sara Butcher

Finished Design Size 150 W by 142 H (6 W X 5 5/8 H inches on 25ct fabric)

Heaven and Earth Designs
425 9th Street SW
Willmar MN 56201
320-214-7998
www.heavenandearthdesigns.com
Copyright Heaven and Earth Designs 2005
Copyright Sara Butcher 2005

Instructions

The model for QS Frog Prince is stitched over 1 on 25ct, Linen or Evenweave may be used. You may use 1 or 2 strands of floss depending on your preference.

It is recommended that you make working copies and enlarge to view detail and symbols.

We also suggest using a #28 needle when working over 1 on 25ct.

This is a large project that will offer many hours of stitching pleasure.

We thank you for purchasing this design and welcome any questions or comments
That you may have.

Heaven and Earth Designs

QS Frog Prince

(Large Format)

Chart No: HAEJCQS 918

By Michele Sayetta

Artwork by Sara Butcher

Finished Design Size 150 W by 142 H (6 W X 5 5/8 H inches on 25ct fabric)

Heaven and Earth Designs
425 9th Street SW
Willmar MN 56201
320-214-7998
www.heavenandearthdesigns.com

Copyright Heaven and Earth Designs 2005
Copyright Sara Butcher 2005

Instructions

The model for QS Frog Prince is stitched over 1 on 25ct, Linen or Evenweave may be used. You may use 1 or 2 strands of floss depending on your preference.

It is recommended that you make working copies and enlarge to view detail and symbols.

We also suggest using a #28 needle when working over 1 on 25ct.

This is a large project that will offer many hours of stitching pleasure.

We thank you for purchasing this design and welcome any questions or comments
That you may have.

Heaven and Earth Designs

QS Frog Prince 2

Chart No: HAESG 098

By Michele Sayetta

Artwork by Scott Gustafson

Finished Design Size 150 W by 123 H (6 W X 4-7/8 H inches on 25ct fabric)

Heaven and Earth Designs
425 9th Street SW
Willmar MN 56201
320-214-7998
www.heavenandearthdesigns.com
Copyright Heaven and Earth Designs 2006
Copyright Scott Gustafson 2006

Heaven and Earth Designs

QS Garden Fae

Chart No: HANTQS480

By Michele Sayetta

Artwork by Nadia Tate

Finished Design Size 150 W by 211 H (6 WX 8-3/8 H inches on 25ct fabric)

Heaven and Earth Designs
425 9th Street SW
Willmar MN 56201
320-214-7998
www.heavenandearthdesigns.com
Copyright Heaven and Earth Designs 2006

Heaven and Earth Designs

QS Garden Fae

(Large Format)

Chart No: HANTQS480

By Michele Sayetta

Artwork by Nadia Tate

Finished Design Size 150 W by 211 H (6 WX 8-3/8 H inches on 25ct fabric)

Heaven and Earth Designs
425 9th Street SW
Willmar MN 56201
320-214-7998
www.heavenandearthdesigns.com
Copyright Heaven and Earth Designs 2006

Heaven and Earth Designs

QS Geisha Fae

Chart No: HAENTQS4109

By Michele Sayetta

Artwork by Nadia Tate

Finished Design Size 150 W by 209 H (6 W X 8-1/4 inches on 25ct)

Heaven and Earth Designs
425 9th Street SW
Willmar MN 56201
320-214-7998
www.heavenandearthdesigns.com

Copyright Heaven and Earth Designs 2006
Copyright Nadia Tate 2006

Heaven and Earth Designs

QS Geisha Fae

(Large Format)

Chart No: HAENTQS4109

By Michele Sayetta

Artwork by Nadia Tate

Finished Design Size 150 W by 209 H (6 WX 8-1/4 inches on 25ct)

Heaven and Earth Designs
425 9th Street SW
Willmar MN 56201
320-214-7998
www.heavenandearthdesigns.com

Copyright Heaven and Earth Designs 2006
Copyright Nadia Tate 2006

Heaven and Earth Designs

QS Geisha Fae

Chart No: HAEDOQS 417

By Michele Sayetta

Artwork by Dawn Obrecht

Finished Design Size 150 W by 217 H (6 W X 8-5/8 inches on 25ct)

Heaven and Earth Designs
425 9th Street SW
Willmar MN 56201
320-214-7998
www.heavenandearthdesigns.com

Copyright Heaven and Earth Designs 2006
Copyright Dawn Obrecht 2006

Heaven and Earth Designs

QS Geisha Fae

(Large Format)

Chart No: HAEDOQS 417

By Michele Sayetta

Artwork by Dawn Obrecht

Finished Design Size 150 W by 217 H (6 W X 8-5/8 inches on 25ct)

Heaven and Earth Designs
425 9th Street SW
Willmar MN 56201
320-214-7998
www.heavenandearthdesigns.com

Copyright Heaven and Earth Designs 2006
Copyright Dawn Obrecht 2006

Heaven and Earth Designs

QS Gemini ACEO

Chart No: HAESB221

By Michele Sayetta

Artwork by Sara Butcher

Finished Design Size 150 W by 209 H (6 W X 8 1/4 H inches on 25ct fabric)

Heaven and Earth Designs
425 9th Street SW
Willmar MN 56201
320-214-7998
www.heavenandearthdesigns.com
Copyright Heaven and Earth Designs 2005
Copyright Sara Butcher 2005

Instructions

The model for QS Gemini ACEO is stitched over 1 on 25ct, Linen or Evenweave may be used. You may use 1 or 2 strands of floss depending on your preference.

It is recommended that you make working copies and enlarge to view detail and symbols.

We also suggest using a #28 needle when working over 1 on 25ct.

This is a large project that will offer many hours of stitching pleasure.

We thank you for purchasing this design and welcome any questions or comments
That you may have.

Heaven and Earth Designs

QS Gemini ACEO

(Large Format)

Chart No: HAESB221

By Michele Sayetta

Artwork by Sara Butcher

Finished Design Size 150 W by 208 H (6 W X 8 1/4 H inches on 25ct fabric)

Heaven and Earth Designs
425 9th Street SW
Willmar MN 56201
320-214-7998
www.heavenandearthdesigns.com
Copyright Heaven and Earth Designs 2005
Copyright Sara Butcher 2005

Instructions

The model for QS Gemini ACEO is stitched over 1 on 25ct, Linen or Evenweave may be used. You may use 1 or 2 strands of floss depending on your preference.

It is recommended that you make working copies and enlarge to view detail and symbols.

We also suggest using a #28 needle when working over 1 on 25ct.

This is a large project that will offer many hours of stitching pleasure.

We thank you for purchasing this design and welcome any questions or comments
That you may have.

Heaven and Earth Designs

QS Gemstone Fairy Amethyst

Chart No: HAEJGQS082

By Michele Sayetta

Artwork by Jessica Galbreth

Finished Design Size 50 W by 49 H (2 W X 1- 7/8 H inches on 25ct fabric)

Heaven and Earth Designs
425 9th Street SW
Willmar MN 56201
320-214-7998
www.heavenandearthdesigns.com

Copyright Heaven and Earth Designs 2005
Copyright Jessica Galbreth 2005

Heaven and Earth Designs

QS Gentle

Chart No: HAEECQS 105

By Michele Sayetta

Artwork by Elaine Cox

Finished Design Size 150 by 215 H (6 X 8-1/2 H inches on 25ct fabric)

Heaven and Earth Designs

425 9th St Sw

Willmar, MN 56201

320-214-7998

www.heavenandearthdesigns.com

Copyright Heaven and Earth Designs 2006

Copyright –Elaine Cox

Heaven and Earth Designs

QS Gentle

(Large Format)

Chart No: HAEECQS 105

By Michele Sayetta

Artwork by Elaine Cox

Finished Design Size 150 by 215 H (6 X 8-1/2 H inches on 25ct fabric)

Heaven and Earth Designs

425 9th St Sw

Willmar, MN 56201

320-214-7998

www.heavenandearthdesigns.com

Copyright Heaven and Earth Designs 2006

Copyright –Elaine Cox

Heaven and Earth Designs

QS Gentle Night

Chart No: HAECCKQS 415

By Michele Sayetta

Artwork by Ching-Chou Kuik

Finished Design Size 150 W by 209 H (6 W X 8-1/4 H inches on 25ct fabric)

Heaven and Earth Designs
425 9th Street SW
Willmar MN 56201
320-214-7998
www.heavenandearthdesigns.com
Copyright Heaven and Earth Designs 2006

Heaven and Earth Designs

QS Gentle Night

(Large Format)

Chart No: HAECCKQS 415

By Michele Sayetta

Artwork by Ching-Chou Kuik

Finished Design Size 150 W by 209 H (6 W X 8-1/4 H inches on 25ct fabric)

Heaven and Earth Designs
425 9th Street SW
Willmar MN 56201
320-214-7998
www.heavenandearthdesigns.com
Copyright Heaven and Earth Designs 2006

Heaven and Earth Designs

QS Giant Bluebell Kitty Fae

Chart No: HAENTQS4112

By Michele Sayetta

Artwork by Nadia Tate

Finished Design Size 175 W by 245 H (7 WX 9-3/4 inches on 25ct)

Heaven and Earth Designs
425 9th Street SW
Willmar MN 56201
320-214-7998
www.heavenandearthdesigns.com

Copyright Heaven and Earth Designs 2006
Copyright Nadia Tate 2006

Heaven and Earth Designs

QS Giant Bluebell Kitty Fae

(Large Format)

Chart No: HAENTQS4112

By Michele Sayetta

Artwork by Nadia Tate

Finished Design Size 175 W by 245 H (7 WX 9-3/4 inches on 25ct)

Heaven and Earth Designs
425 9th Street SW
Willmar MN 56201
320-214-7998
www.heavenandearthdesigns.com

Copyright Heaven and Earth Designs 2006
Copyright Nadia Tate 2006

Heaven and Earth Designs

QS Girly Gothic

Chart No: HAECVQS 245

By Michele Sayetta

Artwork by Caron Vinson

Finished Design Size 150 W by 164 H (6 W X 6-1/2 H inches on 25ct)

Heaven and Earth Designs
425 9th Street SW
Willmar MN 56201
320-214-7998
www.heavenandearthdesigns.com

Copyright Heaven and Earth Designs 2006 ©
Copyright Caron Vinson 2006©

Instructions

The model for QS Girly Gothic is stitched over 1 on 25 count Dublin Linen. Please use 1 strand of floss or 2 depending on your coverage preference.

It is recommended that you make working copies and enlarge to view detail and symbols.

You may also use the tent stitch or full crosses depending on your preference.

This is a large project that will offer many hours of stitching pleasure.

We thank you for purchasing this design and welcome any questions or comments that you may have.

Heaven and Earth Designs

Copyright Caron Vinson 2006 ©

Heaven and Earth Designs

QS Girly Gothic

(Large Format)

Chart No: HAECVQS 245

By Michele Sayetta

Artwork by Caron Vinson

Finished Design Size 150 W by 164 H (6 W X 6-1/2 H inches on 25ct)

Heaven and Earth Designs
425 9th Street SW
Willmar MN 56201
320-214-7998
www.heavenandearthdesigns.com

Copyright Heaven and Earth Designs 2006 ©
Copyright Caron Vinson 2006©

Instructions

The model for QS Girly Gothic is stitched over 1 on 25 count Dublin Linen. Please use 1 strand of floss or 2 depending on your coverage preference.

It is recommended that you make working copies and enlarge to view detail and symbols.

You may also use the tent stitch or full crosses depending on your preference.

This is a large project that will offer many hours of stitching pleasure.

We thank you for purchasing this design and welcome any questions or comments that you may have.

Heaven and Earth Designs

Copyright Caron Vinson 2006 ©

Heaven and Earth Designs

QS Girly Gothic

(No Background)

Chart No: HAECVQS 245

By Michele Sayetta

Artwork by Caron Vinson

Finished Design Size 150 W by 164 H (6 W X 6-1/2 H inches on 25ct)

Heaven and Earth Designs
425 9th Street SW
Willmar MN 56201
320-214-7998
www.heavenandearthdesigns.com

Copyright Heaven and Earth Designs 2006 ©
Copyright Caron Vinson 2006©

Instructions

The model for QS Girly Gothic is stitched over 1 on 25 count Dublin Linen. Please use 1 strand of floss or 2 depending on your coverage preference.

It is recommended that you make working copies and enlarge to view detail and symbols.

You may also use the tent stitch or full crosses depending on your preference.

This is a large project that will offer many hours of stitching pleasure.

We thank you for purchasing this design and welcome any questions or comments that you may have.

Heaven and Earth Designs

Copyright Caron Vinson 2006 ©

Heaven and Earth Designs

QS Golden

Chart No: HAEIDQS479

By Michele Sayetta

Artwork by Linda Ravenscroft

Heaven and Earth Designs
425 9th Street SW
Willmar MN 56201
320-214-7998
www.heavenandearthdesigns.com
Copyright Heaven and Earth Designs 2004

Instructions

The model for QS Golden is stitched over 1 on 25ct, Linen or Evenweave may be used. You may use 1 or 2 strands of floss depending on your preference.

It is recommended that you make working copies and enlarge to view detail and symbols.

We also suggest using a #28 needle when working over 1 on 25ct.

This is a large project that will offer many hours of stitching pleasure.

We thank you for purchasing this design and welcome any questions or comments That you may have.

Heaven and Earth Designs

QS Gothic Rose

Chart No: HAEJGQS 8973

By Michele Sayetta

Artwork by Jessica Galbreth

Finished Design Size 150 W by 211 H (6-3/4 W X 9-1/2 H inches on 25ct fabric)

Heaven and Earth Designs
425 9th St SW
Willmar, MN 56201
320-214-7998
www.heavenandearthdesigns.com
Copyright Heaven and Earth Designs 2006
Copyright Jessica Galbreth 2006

Heaven and Earth Designs

QS Gothic Rose

(Large Format)

Chart No: HAEJGQS 8973

By Michele Sayetta

Artwork by Jessica Galbreth

Finished Design Size 150 W by 211 H (6-3/4 W X 9-1/2 H inches on 25ct fabric)

Heaven and Earth Designs
425 9th St SW
Willmar, MN 56201
320-214-7998
www.heavenandearthdesigns.com

Copyright Heaven and Earth Designs 2006
Copyright Jessica Galbreth 2006

Heaven and Earth Designs

QS Green Rose Spirit

Chart No: HAEMDQS 4130

By Michele Sayetta

Artwork by Meredith Dillman

Finished Design Size 175 W by 244 H (7 W X 9-3/4 inches on 25ct)

Heaven and Earth Designs
425 9th Street SW
Willmar MN 56201
320-214-7998
www.heavenandearthdesigns.com

Copyright Heaven and Earth Designs 2006
Copyright Meredith Dillman 2006

Heaven and Earth Designs

QS Green Rose Spirit

(Large Format)

Chart No: HAEMDQS 4130

By Michele Sayetta

Artwork by Meredith Dillman

Finished Design Size 175 W by 244 H (7 W X 9-3/4 inches on 25ct)

Heaven and Earth Designs
425 9th Street SW
Willmar MN 56201
320-214-7998
www.heavenandearthdesigns.com

Copyright Heaven and Earth Designs 2006
Copyright Meredith Dillman 2006

Heaven and Earth Designs

QS Gypsies Again

By Michele Sayetta

Artwork by Tracy Butler

Heaven and Earth Designs
425 9th Street SW
Willmar MN 56201
320-214-7998
www.heavenandearthdesigns.com
Copyright Heaven and Earth Designs 2004

Instructions

The model for QS Gypsies Again is stitched over 1 on 25ct, Linen or Evenweave may be used. You may use 1 or 2 strands of floss depending on your preference.

It is recommended that you make working copies and enlarge to view detail and symbols.

We also suggest using a #28 needle when working over 1 on 25ct.

This is a large project that will offer many hours of stitching pleasure.

We thank you for purchasing this design and welcome any questions or comments
That you may have.

Heaven and Earth Designs

QS Gypsies Again

(Large Format)

By Michele Sayetta

Artwork by Tracy Butler

Heaven and Earth Designs
425 9th Street SW
Willmar MN 56201
320-214-7998
www.heavenandearthdesigns.com
Copyright Heaven and Earth Designs 2004

Instructions

The model for QS Gypsies Again is stitched over 1 on 25ct, Linen or Evenweave may be used. You may use 1 or 2 strands of floss depending on your preference.

It is recommended that you make working copies and enlarge to view detail and symbols.

We also suggest using a #28 needle when working over 1 on 25ct.

This is a large project that will offer many hours of stitching pleasure.

We thank you for purchasing this design and welcome any questions or comments
That you may have.

Heaven and Earth Designs

QS Halloween Kitty Witch

Chart No: HAECCKQS 414

By Michele Sayetta

Artwork by Ching-Chou Kuik

Finished Design Size 150 W by 206 H (6 W X 8-1/4 H inches on 25ct fabric)

Heaven and Earth Designs
425 9th Street SW
Willmar MN 56201
320-214-7998
www.heavenandearthdesigns.com
Copyright Heaven and Earth Designs 2006

Heaven and Earth Designs

QS Halloween Kitty Witch

(Large Format)

Chart No: HAECCKQS 414

By Michele Sayetta

Artwork by Ching-Chou Kuik

Finished Design Size 150 W by 206 H (6 W X 8-1/4 H inches on 25ct fabric)

Heaven and Earth Designs
425 9th Street SW
Willmar MN 56201
320-214-7998
www.heavenandearthdesigns.com
Copyright Heaven and Earth Designs 2006

Heaven and Earth Designs

QS Harvest Moon

Chart No: HAENTQS 2908

By Michele Sayetta

Artwork by Nadia Tate

Finished Design Size 150 W by 210 H (6 W X 8-3/8 inches on 25ct)

Heaven and Earth Designs
425 9th Street SW
Willmar MN 56201
320-214-7998
www.heavenandearthdesigns.com

Copyright Heaven and Earth Designs 2006
Copyright Nadia Tate 2006

Heaven and Earth Designs

QS Harvest Moon

(Large Format)

Chart No: HAENTQS 2908

By Michele Sayetta

Artwork by Nadia Tate

Finished Design Size 150 W by 210 H (6 WX 8-3/8 inches on 25ct)

Heaven and Earth Designs
425 9th Street SW
Willmar MN 56201
320-214-7998
www.heavenandearthdesigns.com

Copyright Heaven and Earth Designs 2006
Copyright Nadia Tate 2006

Heaven and Earth Designs

QS Have a Sweet Dream

Chart No: HAECCKQS 103

By Michele Sayetta

Artwork by Ching-Chou Kuik

Finished Design Size 150 W by 108 H (6 W X 4-1/4 H inches on 25ct fabric)

Heaven and Earth Designs
425 9th Street SW
Willmar MN 56201
320-214-7998
www.heavenandearthdesigns.com
Copyright Heaven and Earth Designs 2006

Heaven and Earth Designs

QS Have a Sweet Dream

(Large Format)

Chart No: HAECCKQS 103

By Michele Sayetta

Artwork by Ching-Chou Kuik

Finished Design Size 150 W by 108 H (6 W X 4-1/4 H inches on 25ct fabric)

Heaven and Earth Designs
425 9th Street SW
Willmar MN 56201
320-214-7998
www.heavenandearthdesigns.com
Copyright Heaven and Earth Designs 2006

Heaven and Earth Designs

QS Ice Earth Fire Wind

Chart No: HAENTQS 1925

By Michele Sayetta

Artwork by Nadia Tate

Finished Design Size 350 W by 488 H (14 W X 19-1/2 H inches on 25ct fabric)

Heaven and Earth Designs
425 9th Street SW
Willmar MN 56201
320-214-7998
www.heavenandearthdesigns.com
Copyright Heaven and Earth Designs 2006

Heaven and Earth Designs

QS Ice Earth Fire Wind

(Large Format)

Chart No: HAENTQS 1925

By Michele Sayetta

Artwork by Nadia Tate

Finished Design Size 350 W by 488 H (14 W X 19-1/2 H inches on 25ct fabric)

Heaven and Earth Designs
425 9th Street SW
Willmar MN 56201
320-214-7998
www.heavenandearthdesigns.com
Copyright Heaven and Earth Designs 2006

Heaven and Earth Designs

QS Ice Mermaid

Chart No: HAENTQS 1801

By Michele Sayetta

Artwork by Nadia Tate

Finished Design Size 165 W by 230 H (6-1/2 W X 9-1/8 H inches on 25ct fabric)

Heaven and Earth Designs
425 9th Street SW
Willmar MN 56201
320-214-7998
www.heavenandearthdesigns.com
Copyright Heaven and Earth Designs 2006

Heaven and Earth Designs

QS Ice Mermaid

(Large Format)

Chart No: HAENTQS 1801

By Michele Sayetta

Artwork by Nadia Tate

Finished Design Size 165 W by 230 H (6-1/2 W X 9-1/8 H inches on 25ct fabric)

Heaven and Earth Designs
425 9th Street SW
Willmar MN 56201
320-214-7998
www.heavenandearthdesigns.com
Copyright Heaven and Earth Designs 2006

Heaven and Earth Designs

QS Ice Wind2

Chart No: HAELTQS 689

By Michele Sayetta

Artwork by Linda Tso

Finished Design Size 150 W by 208 H (6 WX 8-1/4 H inches on 25ct fabric)

Heaven and Earth Designs
425 9th Street SW
Willmar MN 56201
320-214-7998
www.heavenandearthdesigns.com
Copyright Heaven and Earth Designs 2004

Instructions

The model for QS Ice Wind2 is stitched over 1 on 25ct, Linen or Evenweave may be used. You may use 1 or 2 strands of floss depending on your preference.

It is recommended that you make working copies and enlarge to view detail and symbols.

We also suggest using a #28 needle when working over 1 on 25ct.

This is a large project that will offer many hours of stitching pleasure.

We thank you for purchasing this design and welcome any questions or comments
That you may have.

Heaven and Earth Designs

QS Ice Wind2

(Large Format)

Chart No: HAELTQS 689

By Michele Sayetta

Artwork by Linda Tso

Finished Design Size 150 W by 208 H (6 WX 8-1/4 H inches on 25ct fabric)

Heaven and Earth Designs
425 9th Street SW
Willmar MN 56201
320-214-7998
www.heavenandearthdesigns.com
Copyright Heaven and Earth Designs 2004

Instructions

The model for QS Ice Wind2 is stitched over 1 on 25ct, Linen or Evenweave may be used. You may use 1 or 2 strands of floss depending on your preference.

It is recommended that you make working copies and enlarge to view detail and symbols.

We also suggest using a #28 needle when working over 1 on 25ct.

This is a large project that will offer many hours of stitching pleasure.

We thank you for purchasing this design and welcome any questions or comments
That you may have.

Heaven and Earth Designs

QS Indigo Mask

By Michele Sayetta

Artwork by Stacy Tippin

Heaven and Earth Designs
425 9th Street SW
Willmar MN 56201
320-214-7998
www.heavenandearthdesigns.com
Copyright Heaven and Earth Designs 2004

Instructions

The model for QS Indigo Mask is stitched over 1 on 25ct, Linen or Evenweave may be used. You may use 1 or 2 strands of floss depending on your preference.

It is recommended that you make working copies and enlarge to view detail and symbols.

We also suggest using a #28 needle when working over 1 on 25ct.

This is a large project that will offer many hours of stitching pleasure.

We thank you for purchasing this design and welcome any questions or comments
That you may have.

Heaven and Earth Designs

QS Indigo Mask

(Large Format)

By Michele Sayetta

Artwork by Stacy Tippin

Heaven and Earth Designs
425 9th Street SW
Willmar MN 56201
320-214-7998
www.heavenandearthdesigns.com
Copyright Heaven and Earth Designs 2004

Instructions

The model for QS Indigo Mask is stitched over 1 on 25ct, Linen or Evenweave may be used. You may use 1 or 2 strands of floss depending on your preference.

It is recommended that you make working copies and enlarge to view detail and symbols.

We also suggest using a #28 needle when working over 1 on 25ct.

This is a large project that will offer many hours of stitching pleasure.

We thank you for purchasing this design and welcome any questions or comments
That you may have.

Heaven and Earth Designs

QS Innocence

Chart No: HAEJGQS 9973

By Michele Sayetta

Artwork by Jessica Galbreth

Finished Design Size 150 W by 136 H (6 WX 5-3/8 H inches on 25ct fabric)

Heaven and Earth Designs
425 9th St SW
Willmar, MN 56201
320-214-7998
www.heavenandearthdesigns.com

Copyright Heaven and Earth Designs 2006
Copyright Jessica Galbreth 2006

Heaven and Earth Designs

QS Innocence

(Large Format)

Chart No: HAEJGQS 9973

By Michele Sayetta

Artwork by Jessica Galbreth

Finished Design Size 150 W by 136 H (6 WX 5-3/8 H inches on 25ct fabric)

Heaven and Earth Designs
425 9th St SW
Willmar, MN 56201
320-214-7998
www.heavenandearthdesigns.com

Copyright Heaven and Earth Designs 2006
Copyright Jessica Galbreth 2006

Heaven and Earth Designs

QS Iris

Chart No: HAEJWQS 1126

By Michele Sayetta

Artwork by Josephine Wall

Finished Design Size 150 W by 177 H (6 WX7 H inches on 25ct fabric)

Heaven and E arth Designs
425 9th Street SW
Willmar MN 56201
320-214-7998
www.heavenandearthdesigns.com
Copyright Heaven and Earth Designs 2006
http://www.josephinewall.com
Licensed by Art Impressions www.Artimpressionsinc.com

Heaven and Earth Designs

QS Iris

(Large Format)

Chart No: HAEJWQS 1126

By Michele Sayetta

Artwork by Josephine Wall

Finished Design Size 150 W by 177 H (6 WX7 H inches on 25ct fabric)

Heaven and E arth Designs
425 9th Street SW
Willmar MN 56201
320-214-7998
www.heavenandearthdesigns.com
Copyright Heaven and Earth Designs 2006
http://www.josephinewall.com
Licensed by Art Impressions www.Artimpressionsinc.com

Heaven and Earth Designs

QS Ishtar

Chart No: HAESFQS 148

By Michele Sayetta

Artwork by Selina Fenech

Finished Design Size 150 W by 194 H (6 W X 7-3/4 H inches on 25ct fabric)

Heaven and Earth Designs
425 9th Street SW
Willmar MN 56201
320-214-7998
www.heavenandearthdesigns.com
Copyright Heaven and Earth Designs 2005

Heaven and Earth Designs

QS Ishtar

(Large Format)

By Michele Sayetta

Artwork by Selina Fenech

Finished Design Size 150W by 194 H (6 W X 7 3/4 H inches on 25ct fabric)

Heaven and Earth Designs
425 9th Street SW
Willmar MN 56201
320-214-7998
www.heavenandearthdesigns.com

Copyright Heaven and Earth Designs 2005
Copyright Selina Fenech 2005

Heaven and Earth Designs

QS Jasmine's Square

Chart No: HAEJG QS1003

By Michele Sayetta

Artwork by Jessica Galbreth

Finished Design Size 150 W by 155 H (6 W X 6- 1/8 H inches on 25ct fabric)

Heaven and Earth Designs
425 9th Street SW
Willmar MN 56201
320-214-7998
www.heavenandearthdesigns.com

Copyright Heaven and Earth Designs 2006
Copyright Jessica Galbreth 2006

Instructions

The model for Jasmine's Square is stitched over 1 on 25ct, Linen or Evenweave may be used. You may use 1 or 2 strands of floss depending on your preference.

It is recommended that you make working copies and enlarge to view detail and symbols.

We also suggest using a #28 needle when working over 1 on 25ct.

This is a large project that will offer many hours of stitching pleasure.

We thank you for purchasing this design and welcome any questions or comments
That you may have.

Heaven and Earth Designs
320-214-7998
Http://www.heavenandearthdesigns.com

Heaven and Earth Designs

QS Jasmine's Square

(Large Format)

Chart No: HAEJG QS1003

By Michele Sayetta

Artwork by Jessica Galbreth

Finished Design Size 150 W by 155 H (6 W X 6- 1/8 H inches on 25ct fabric)

Heaven and Earth Designs
425 9th Street SW
Willmar MN 56201
320-214-7998
www.heavenandearthdesigns.com

Copyright Heaven and Earth Designs 2006
Copyright Jessica Galbreth 2006

Instructions

The model for Jasmine's Square is stitched over 1 on 25ct, Linen or Evenweave may be used. You may use 1 or 2 strands of floss depending on your preference.

It is recommended that you make working copies and enlarge to view detail and symbols.

We also suggest using a #28 needle when working over 1 on 25ct.

This is a large project that will offer many hours of stitching pleasure.

We thank you for purchasing this design and welcome any questions or comments
That you may have.

Heaven and Earth Designs
320-214-7998
Http://www.heavenandearthdesigns.com

Heaven and Earth Designs

QS Jellyfish Mermaid

Chart No: HAENTQS 804

By Michele Sayetta

Artwork by Nadia Tate

Finished Design Size 200 W by 143 H (7-3/8 W X 10-1/4 H inches on 25ct fabric)

Heaven and Earth Designs
425 9th Street SW
Willmar MN 56201
320-214-7998
www.heavenandearthdesigns.com
Copyright Heaven and Earth Designs 2006

Heaven and Earth Designs

QS Jellyfish Mermaid

(Large Format)

Chart No: HAENTQS 804

By Michele Sayetta

Artwork by Nadia Tate

Finished Design Size 200 W by 143 H (7-3/8 W X 10-1/4 H inches on 25ct fabric)

Heaven and Earth Designs
425 9th Street SW
Willmar MN 56201
320-214-7998
www.heavenandearthdesigns.com
Copyright Heaven and Earth Designs 2006

Heaven and Earth Designs

QS Kimono Fae

Chart No: HAENTQS 1904

By Michele Sayetta

Artwork by Nadia Tate

Finished Design Size 185 W by 258 H (7-3/8 W X 10-1/4 H inches on 25ct fabric)

Heaven and Earth Designs
425 9th Street SW
Willmar MN 56201
320-214-7998
www.heavenandearthdesigns.com
Copyright Heaven and Earth Designs 2006

Heaven and Earth Designs

QS Kimono Fae

(Large Format)

Chart No: HAENTQS 1904

By Michele Sayetta

Artwork by Nadia Tate

Finished Design Size 185 W by 258 H (7-3/8 W X 10-1/4 H inches on 25ct fabric)

Heaven and Earth Designs
425 9th Street SW
Willmar MN 56201
320-214-7998
www.heavenandearthdesigns.com
Copyright Heaven and Earth Designs 2006

Heaven and Earth Designs

QS Kimono Fairy-Winter Visitor

Chart No: HAECCKQS 102

By Michele Sayetta

Artwork by Ching-Chou Kuik

Finished Design Size 150 W by 210 H (6 W X 8-3/8 H inches on 25ct fabric)

Heaven and Earth Designs
425 9th Street SW
Willmar MN 56201
320-214-7998
www.heavenandearthdesigns.com
Copyright Heaven and Earth Designs 2006

Heaven and Earth Designs

QS Kimono Fairy-Winter Visitor

(Large Format)

Chart No: HAECCKQS 102

By Michele Sayetta

Artwork by Ching-Chou Kuik

Finished Design Size 150 W by 210 H (6 W X 8-3/8 H inches on 25ct fabric)

Heaven and Earth Designs
425 9th Street SW
Willmar MN 56201
320-214-7998
www.heavenandearthdesigns.com
Copyright Heaven and Earth Designs 2006

Heaven and Earth Designs

QS Kimono-Butterflies Mermaid

Chart No: HAENTQS 2907

By Michele Sayetta

Artwork by Nadia Tate

Finished Design Size 175 W by 247 H (7 W X 9-7/8 H inches on 25ct fabric)

Heaven and Earth Designs
425 9th Street SW
Willmar MN 56201
320-214-7998
www.heavenandearthdesigns.com
Copyright Heaven and Earth Designs 2006

Heaven and Earth Designs

QS Kimono-Butterflies Mermaid

(Large Format)

Chart No: HAENTQS 2907

By Michele Sayetta

Artwork by Nadia Tate

Finished Design Size 175 W by 247 H (7 W X 9-7/8 H inches on 25ct fabric)

Heaven and Earth Designs
425 9th Street SW
Willmar MN 56201
320-214-7998
www.heavenandearthdesigns.com
Copyright Heaven and Earth Designs 2006

Heaven and Earth Designs

QS Kimono-Koi Mermaid

Chart No: HAENTQS4117

By Michele Sayetta

Artwork by Nadia Tate

Finished Design Size 150 W by 209 H (6 W X8-1/4 inches on 25ct)

Heaven and Earth Designs
425 9th Street SW
Willmar MN 56201
320-214-7998
www.heavenandearthdesigns.com

Copyright Heaven and Earth Designs 2006
Copyright Nadia Tate 2006

Heaven and Earth Designs

QS Kimono-Koi Mermaid

(Large Format)

Chart No: HAENTQS4117

By Michele Sayetta

Artwork by Nadia Tate

Finished Design Size 150 W by 209 H (6 W X8-1/4 inches on 25ct)

Heaven and Earth Designs
425 9th Street SW
Willmar MN 56201
320-214-7998
www.heavenandearthdesigns.com

Copyright Heaven and Earth Designs 2006
Copyright Nadia Tate 2006

Heaven and Earth Designs

QS Kimono-Peacock Mermaid

Chart No: HAENTQS 2906

By Michele Sayetta

Artwork by Nadia Tate

Finished Design Size 175 W by 245 H (7 W X 9-3/4 H inches on 25ct fabric)

Heaven and Earth Designs
425 9th Street SW
Willmar MN 56201
320-214-7998
www.heavenandearthdesigns.com
Copyright Heaven and Earth Designs 2006

Heaven and Earth Designs

QS Kimono-Peacock Mermaid

(Large Format)

Chart No: HAENTQS 2906

By Michele Sayetta

Artwork by Nadia Tate

Finished Design Size 175 W by 245 H (7 W X 9-3/4 H inches on 25ct fabric)

Heaven and Earth Designs
425 9th Street SW
Willmar MN 56201
320-214-7998
www.heavenandearthdesigns.com
Copyright Heaven and Earth Designs 2006

Heaven and Earth Designs

QS Kittie Fae

Chart No: HAENTQS 2404

By Michele Sayetta

Artwork by Nadia Tate

Finished Design Size 150 W by 209 H (6 W X \8-1/4 inches on 25ct)

Heaven and Earth Designs
425 9th Street SW
Willmar MN 56201
320-214-7998
www.heavenandearthdesigns.com

Copyright Heaven and Earth Designs 2006
Copyright Nadia Tate 2006

Heaven and Earth Designs

QS Kittie Fae

(Large Format)

Chart No: HAENTQS 2404

By Michele Sayetta

Artwork by Nadia Tate

Finished Design Size 150 W by 209 H (6 WX\8-1/4 inches on 25ct)

Heaven and Earth Designs
425 9th Street SW
Willmar MN 56201
320-214-7998
www.heavenandearthdesigns.com

Copyright Heaven and Earth Designs 2006
Copyright Nadia Tate 2006

Heaven and Earth Designs

QS Kitty Moon Fairy

Chart No: HAECCKQS 1504

By Michele Sayetta

Artwork by Ching-Chou Kuik

Finished Design Size 175 W by 243 H (7 W X 9-5/8 H inches on 25ct fabric)

Heaven and Earth Designs
425 9th Street SW
Willmar MN 56201
320-214-7998
www.heavenandearthdesigns.com
Copyright Heaven and Earth Designs 2006

Heaven and Earth Designs

QS Kitty Moon Fairy

(Large Format)

Chart No: HAECCKQS 1504

By Michele Sayetta

Artwork by Ching-Chou Kuik

Finished Design Size 175 W by 243 H (7 W X 9-5/8 H inches on 25ct fabric)

Heaven and Earth Designs
425 9th Street SW
Willmar MN 56201
320-214-7998
www.heavenandearthdesigns.com
Copyright Heaven and Earth Designs 2006

Heaven and Earth Designs

QS Kyra's Treasure

Chart No: HAENTQS 3911

By Michele Sayetta

Artwork by Nadia Tate

Finished Design Size 175 W by 241 H (7 W X 9-5/8 inches on 25ct)

Heaven and Earth Designs
425 9th Street SW
Willmar MN 56201
320-214-7998
www.heavenandearthdesigns.com

Copyright Heaven and Earth Designs 2006
Copyright Nadia Tate 2006

Heaven and Earth Designs

QS Kyra's Treasure

(Large Format)

Chart No: HAENTQS 3911

By Michele Sayetta

Artwork by Nadia Tate

Finished Design Size 175 W by 241 H (7 WX 9-5/8 inches on 25ct)

Heaven and Earth Designs
425 9th Street SW
Willmar MN 56201
320-214-7998
www.heavenandearthdesigns.com

Copyright Heaven and Earth Designs 2006
Copyright Nadia Tate 2006

Heaven and Earth Designs

QS Lady Bug Kitty Fae

Chart No: HAENTQS4111

By Michele Sayetta

Artwork by Nadia Tate

Finished Design Size 150 W by 209 H (6 W X 8-1/4 inches on 25ct)

Heaven and Earth Designs
425 9th Street SW
Willmar MN 56201
320-214-7998
www.heavenandearthdesigns.com

Copyright Heaven and Earth Designs 2006
Copyright Nadia Tate 2006

Heaven and Earth Designs

QS Lady Bug Kitty Fae

(Large Format)

Chart No: HAENTQS4111

By Michele Sayetta

Artwork by Nadia Tate

Finished Design Size 150 W by 209 H (6 WX 8-1/4 inches on 25ct)

Heaven and Earth Designs
425 9th Street SW
Willmar MN 56201
320-214-7998
www.heavenandearthdesigns.com

Copyright Heaven and Earth Designs 2006
Copyright Nadia Tate 2006

Heaven and Earth Designs

QS Lavender Rose Fae

Chart No: HAENTQS4118

By Michele Sayetta

Artwork by Nadia Tate

Finished Design Size 150 W by 209 H (6 W X8-1/4 inches on 25ct)

Heaven and Earth Designs
425 9th Street SW
Willmar MN 56201
320-214-7998
www.heavenandearthdesigns.com

Copyright Heaven and Earth Designs 2006
Copyright Nadia Tate 2006

Heaven and Earth Designs

QS Lavender Rose Fae

(Large Format)

Chart No: HAENTQS4118

By Michele Sayetta

Artwork by Nadia Tate

Finished Design Size 150 W by 209 H (6 W X8-1/4 inches on 25ct)

Heaven and Earth Designs
425 9th Street SW
Willmar MN 56201
320-214-7998
www.heavenandearthdesigns.com

Copyright Heaven and Earth Designs 2006
Copyright Nadia Tate 2006

Heaven and Earth Designs

QS Leaf Fairy

Chart No: HAENTQS 2909

By Michele Sayetta

Artwork by Nadia Tate

Finished Design Size 150 W by 210 H (6 W X 8-3/8 inches on 25ct)

Heaven and Earth Designs
425 9th Street SW
Willmar MN 56201
320-214-7998
www.heavenandearthdesigns.com

Copyright Heaven and Earth Designs 2006
Copyright Nadia Tate 2006

Heaven and Earth Designs

QS Leaf Fairy

(Large Format)

Chart No: HAENTQS 2909

By Michele Sayetta

Artwork by Nadia Tate

Finished Design Size 150 W by 210 H (6 W X 8-3/8 inches on 25ct)

Heaven and Earth Designs
425 9th Street SW
Willmar MN 56201
320-214-7998
www.heavenandearthdesigns.com

Copyright Heaven and Earth Designs 2006
Copyright Nadia Tate 2006

Heaven and Earth Designs

QS Leo ACEO

Chart No: HAESBQS215

By Michele Sayetta

Artwork by Sara Butcher

Finished Design Size 150 W by 210 H

Heaven and Earth Designs
425 9th Street SW
Willmar MN 56201
320-214-7998
www.heavenandearthdesigns.com
Copyright Heaven and Earth Designs 2005
Copyright Sara Butcher 2005

Instructions

The model for QS LeoACEO is stitched over 1 on 25ct, Linen or Evenweave may be used. You may use 1 or 2 strands of floss depending on your preference.

It is recommended that you make working copies and enlarge to view detail and symbols.

We also suggest using a #28 needle when working over 1 on 25ct.

This is a large project that will offer many hours of stitching pleasure.

We thank you for purchasing this design and welcome any questions or comments
That you may have.

Heaven and Earth Designs

QS Leo ACEO

(Large Format)

Chart No: HAESBQS215

By Michele Sayetta

Artwork by Sara Butcher

Finished Design Size 150 W by 210 H

Heaven and Earth Designs
425 9th Street SW
Willmar MN 56201
320-214-7998
www.heavenandearthdesigns.com

Copyright Heaven and Earth Designs 2005
Copyright Sara Butcher 2005

Instructions

The model for QS LeoACEO is stitched over 1 on 25ct, Linen or Evenweave may be used. You may use 1 or 2 strands of floss depending on your preference.

It is recommended that you make working copies and enlarge to view detail and symbols.

We also suggest using a #28 needle when working over 1 on 25ct.

This is a large project that will offer many hours of stitching pleasure.

We thank you for purchasing this design and welcome any questions or comments
That you may have.

Heaven and Earth Designs

QS Letting Go

By Michele Sayetta

Artwork by Bernadette Lusk

Heaven and Earth Designs
425 9th Street SW
Willmar MN 56201
320-214-7998
www.heavenandearthdesigns.com
Copyright Heaven and Earth Designs 2004

Instructions

The model for QS Letting Go is stitched over 1 on 25ct, Linen or Evenweave may be used. You may use 1 or 2 strands of floss depending on your preference.

It is recommended that you make working copies and enlarge to view detail and symbols.

We also suggest using a #28 needle when working over 1 on 25ct.

This is a large project that will offer many hours of stitching pleasure.

We thank you for purchasing this design and welcome any questions or comments
That you may have.

Heaven and Earth Designs

QS Letting Go

(Large Format)

By Michele Sayetta

Artwork by Bernadette Lusk

Heaven and Earth Designs
425 9th Street SW
Willmar MN 56201
320-214-7998
www.heavenandearthdesigns.com
Copyright Heaven and Earth Designs 2004

Instructions

The model for QS Letting Go is stitched over 1 on 25ct, Linen or Evenweave may be used. You may use 1 or 2 strands of floss depending on your preference.

It is recommended that you make working copies and enlarge to view detail and symbols.

We also suggest using a #28 needle when working over 1 on 25ct.

This is a large project that will offer many hours of stitching pleasure.

We thank you for purchasing this design and welcome any questions or comments
That you may have.

Heaven and Earth Designs

QS Libby

Chart No: HAEPTQS 229

By Michele Sayetta

Artwork by Myrea Pettit

Finished Design Size 150 W by 151 H (6 WX 6 H inches on 25ct)

Heaven and Earth Designs
425 9th Street SW
Willmar MN 56201
320-214-7998
www.heavenandearthdesigns.com

Copyright Heaven and Earth Designs 2006 ©
Copyright Myrea Pettit 2006©

Instructions

The model for QS Libby is stitched over 1 on 25 count Dublin Linen. Please use 1 strand of floss or 2 depending on your coverage preference.

It is recommended that you make working copies and enlarge to view detail and symbols.

You may also use the tent stitch or full crosses depending on your preference.

This is a large project that will offer many hours of stitching pleasure.

We thank you for purchasing this design and welcome any questions or comments that you may have.

Heaven and Earth Designs

Copyright Myrea Pettit 2006 ©

Heaven and Earth Designs

QS Libby

(Large Format)

Chart No: HAEPTQS 229

By Michele Sayetta

Artwork by Myrea Pettit

Finished Design Size 150 W by 151 H (6 WX 6 H inches on 25ct)

Heaven and Earth Designs
425 9th Street SW
Willmar MN 56201
320-214-7998
www.heavenandearthdesigns.com

Copyright Heaven and Earth Designs 2006 ©
Copyright Myrea Pettit 2006©

Instructions

The model for QS Libby is stitched over 1 on 25 count Dublin Linen. Please use 1 strand of floss or 2 depending on your coverage preference.

It is recommended that you make working copies and enlarge to view detail and symbols.

You may also use the tent stitch or full crosses depending on your preference.

This is a large project that will offer many hours of stitching pleasure.

We thank you for purchasing this design and welcome any questions or comments that you may have.

Heaven and Earth Designs

Copyright Myrea Pettit 2006 ©

Heaven and Earth Designs

QS Libra ACEO

Chart No: HAESBQS 5598

By Michele Sayetta

Artwork by Sara Butcher

Finished Design Size 150 W by 209 H (6 W X 8 1/4 H inches on 25ct fabric)

Heaven and Earth Designs
425 9th Street SW
Willmar MN 56201
320-214-7998
www.heavenandearthdesigns.com
Copyright Heaven and Earth Designs 2005
Copyright Sara Butcher 2005

Instructions

The model for QS Libra ACEO is stitched over 1 on 25ct, Linen or Evenweave may be used. You may use 1 or 2 strands of floss depending on your preference.

It is recommended that you make working copies and enlarge to view detail and symbols.

We also suggest using a #28 needle when working over 1 on 25ct.

This is a large project that will offer many hours of stitching pleasure.

We thank you for purchasing this design and welcome any questions or comments
That you may have.

Heaven and Earth Designs

QS Libra ACEO

(Large Format)

Chart No: HAESBQS 5598

By Michele Sayetta

Artwork by Sara Butcher

Finished Design Size 150 W by 209 H (6 W X 8 1/4 H inches on 25ct fabric)

Heaven and Earth Designs
425 9th Street SW
Willmar MN 56201
320-214-7998
www.heavenandearthdesigns.com

Copyright Heaven and Earth Designs 2005
Copyright Sara Butcher 2005

Instructions

The model for QS Libra ACEO is stitched over 1 on 25ct, Linen or Evenweave may be used. You may use 1 or 2 strands of floss depending on your preference.

It is recommended that you make working copies and enlarge to view detail and symbols.

We also suggest using a #28 needle when working over 1 on 25ct.

This is a large project that will offer many hours of stitching pleasure.

We thank you for purchasing this design and welcome any questions or comments
That you may have.

Heaven and Earth Designs

QS Lil Blue Fairy Cat

Chart No: HAECHQS 2478

By Michele Sayetta

Artwork by Carrie Hawks

Finished Design Size 150 W by 107 H (6- W X 4-1/4 H inches on 25ct fabric)

Heaven and Earth Designs
425 9th Street SW
Willmar MN 56201
320-214-7998
www.heavenandearthdesigns.com
Copyright Heaven and Earth Designs 2006

Heaven and Earth Designs

QS Lil Blue Fairy Cat

(Large Format)

Chart No: HAECHQS 2478

By Michele Sayetta

Artwork by Carrie Hawks

Finished Design Size 150 W by 107 H (6- W X 4-1/4 H inches on 25ct fabric)

Heaven and Earth Designs
425 9th Street SW
Willmar MN 56201
320-214-7998
www.heavenandearthdesigns.com
Copyright Heaven and Earth Designs 2006

Heaven and Earth Designs

QS Lil Green Alien Cat

Chart No: HAECHQS 243

By Michele Sayetta

Artwork by Carrie Hawks

Finished Design Size 150 W by 210 H (6W X 8-3/8 H inches on 25ct fabric)

Heaven and Earth Designs
425 9th Street SW
Willmar MN 56201
320-214-7998
www.heavenandearthdesigns.com

Copyright Heaven and Earth Designs
Copyright Carrie Hawks 2006

Heaven and Earth Designs

QS Lil Green Alien Cat

(Large Format)

Chart No: HAECHQS 243

By Michele Sayetta

Artwork by Carrie Hawks

Finished Design Size 150 W by 210 H (6W X 8-3/8 H inches on 25ct fabric)

Heaven and Earth Designs
425 9th Street SW
Willmar MN 56201
320-214-7998
www.heavenandearthdesigns.com

Copyright Heaven and Earth Designs
Copyright Carrie Hawks 2006

Heaven and Earth Designs

QS Lily of The Valley

Chart No: HAERAQS 912

By Michele Sayetta

Artwork by Rachel Anderson

Finished Design Size 175 W by 163 H (7 WX 6-1/2 inches on 25ct)

Heaven and Earth Designs
425 9th Street SW
Willmar MN 56201
320-214-7998
www.heavenandearthdesigns.com

Copyright Heaven and Earth Designs 2006
Copyright Rachel Anderson 2006

Heaven and Earth Designs

QS Lily of The Valley

(Large Format)

Chart No: HAERAQS 912

By Michele Sayetta

Artwork by Rachel Anderson

Finished Design Size 175 W by 163 H (7 W X 6-1/2 inches on 25ct)

Heaven and Earth Designs
425 9th Street SW
Willmar MN 56201
320-214-7998
www.heavenandearthdesigns.com

Copyright Heaven and Earth Designs 2006
Copyright Rachel Anderson 2006

Heaven and Earth Designs

QS Lily of The Valley

(No Background Large Format)

Chart No: HAERAQS 912

By Michele Sayetta

Artwork by Rachel Anderson

Finished Design Size 171 W by 156 H (6-3/4 W X 6-1/8 inches on 25ct)

Heaven and Earth Designs
425 9th Street SW
Willmar MN 56201
320-214-7998
www.heavenandearthdesigns.com

Copyright Heaven and Earth Designs 2006
Copyright Rachel Anderson 2006

Heaven and Earth Designs

QS Little Miss Muffet

Chart No: HAESG 036

By Michele Sayetta

Artwork by Scott Gustafson

Finished Design Size 150 W by 154 H (6 W X 6-1/8 H inches on 25ct fabric)

Heaven and Earth Designs
425 9th Street SW
Willmar MN 56201
320-214-7998
www.heavenandearthdesigns.com

Copyright Heaven and Earth Designs 2006
Copyright Scott Gustafson 2006

Heaven and Earth Designs

QS Little Miss Muffet

(Large Format)

Chart No: HAESG 036

By Michele Sayetta

Artwork by Scott Gustafson



Finished Design Size 150 W by 154 H (6 W X 6-1/8 H inches on 25ct fabric)

Heaven and Earth Designs
425 9th Street SW
Willmar MN 56201
320-214-7998
www.heavenandearthdesigns.com

Copyright Heaven and Earth Designs 2006
Copyright Scott Gustafson 2006

Heaven and Earth Designs

QS Little Red Riding Hood

Chart No: HAESG 099

By Michele Sayetta

Artwork by Scott Gustafson

Finished Design Size 150 W by 186 H (6 W X 7-3/8 H inches on 25ct fabric)

Heaven and Earth Designs
425 9th Street SW
Willmar MN 56201
320-214-7998
www.heavenandearthdesigns.com

Copyright Heaven and Earth Designs 2006
Copyright Scott Gustafson 2006

Heaven and Earth Designs

QS Lost City Mermaid

Chart No: HAENTQS 2903

By Michele Sayetta

Artwork by Nadia Tate

Finished Design Size 150 W by 210 H (6 W X 8-3/8 H inches on 25ct fabric)

Heaven and Earth Designs
425 9th Street SW
Willmar MN 56201
320-214-7998
www.heavenandearthdesigns.com
Copyright Heaven and Earth Designs 2006

Heaven and Earth Designs

QS Lost City Mermaid

(Large Format)

Chart No: HAENTQS 2903

By Michele Sayetta

Artwork by Nadia Tate

Finished Design Size 150 W by 210 H (6 W X 8-3/8 H inches on 25ct fabric)

Heaven and Earth Designs
425 9th Street SW
Willmar MN 56201
320-214-7998
www.heavenandearthdesigns.com
Copyright Heaven and Earth Designs 2006

Heaven and Earth Designs

QS Lost

Chart No: HAELVQS 236

By Michele Sayetta

Artwork by Lisa Victoria

Finished Design Size 150 W by 210 H (6 W X 8 -3/8 H inches on 25ct fabric)

Heaven and Earth Designs
425 9th Street SW
Willmar MN 56201
320-214-7998
www.heavenandearthdesigns.com

Copyright Heaven and Earth Designs 2006
Copyright Lisa Victoria 2006

Heaven and Earth Designs

QS Lost in Love

Chart No: HAEMHQS 3414

By Michele Sayetta

Artwork by Molly Harrison

Finished Design Size 150 W by 212 H (6 W X 8-3/8 inches on 25ct)

Heaven and Earth Designs
425 9th Street SW
Willmar MN 56201
320-214-7998
www.heavenandearthdesigns.com

Copyright Heaven and Earth Designs 2006
Copyright Molly Harrison 2006

Heaven and Earth Designs

QS Lost in Love

(Large Format)

Chart No: HAEMHQS 3414

By Michele Sayetta

Artwork by Molly Harrison

Finished Design Size 150 W by 212 H (6 WX 8-3/8 inches on 25ct)

Heaven and Earth Designs
425 9th Street SW
Willmar MN 56201
320-214-7998
www.heavenandearthdesigns.com

Copyright Heaven and Earth Designs 2006
Copyright Molly Harrison 2006

Heaven and Earth Designs

QS Lost

(Large Format)

Chart No: HAELVQS 236

By Michele Sayetta

Artwork by Lisa Victoria

Finished Design Size 150 W by 210 H (6 W X 8 -3/8 H inches on 25ct fabric)

Heaven and Earth Designs
425 9th Street SW
Willmar MN 56201
320-214-7998
www.heavenandearthdesigns.com

Copyright Heaven and Earth Designs 2006
Copyright Lisa Victoria 2006

Heaven and Earth Designs

QS Lotus Wood

Chart No: HAEJEBQS 2001

By Michele Sayetta

Artwork by Jonathan Earl Bowser

Finished Design Size 190 W by 310 H (7-1/2 W X 12-3/84 inches on 25ct)

Heaven and Earth Designs
425 9th Street SW
Willmar MN 56201
320-214-7998
www.heavenandearthdesigns.com

Copyright Heaven and Earth Designs 2006
Copyright Jonathon Earl Bowser 2006

Heaven and Earth Designs

QS Lotus Wood

(Large Format)

Chart No: HAEJEBQS 2001

By Michele Sayetta

Artwork by Jonathan Earl Bowser

Finished Design Size 190 W by 310 H (7-1/2 W X 12-3/84 inches on 25ct)

Heaven and Earth Designs
425 9th Street SW
Willmar MN 56201
320-214-7998
www.heavenandearthdesigns.com

Copyright Heaven and Earth Designs 2006
Copyright Jonathon Earl Bowser 2006

Heaven and Earth Designs

QS Love Me Fae

Chart No: HAENTQS 2910

By Michele Sayetta

Artwork by Nadia Tate

Finished Design Size 150 W by 210 H (6 W X 8-3/8 inches on 25ct)

Heaven and Earth Designs
425 9th Street SW
Willmar MN 56201
320-214-7998
www.heavenandearthdesigns.com

Copyright Heaven and Earth Designs 2006
Copyright Nadia Tate 2006

Heaven and Earth Designs

QS Love Me Fae

(Large Format)

Chart No: HAENTQS 2910

By Michele Sayetta

Artwork by Nadia Tate

Finished Design Size 150 W by 210 H (6 W X 8-3/8 inches on 25ct)

Heaven and Earth Designs
425 9th Street SW
Willmar MN 56201
320-214-7998
www.heavenandearthdesigns.com

Copyright Heaven and Earth Designs 2006
Copyright Nadia Tate 2006

Heaven and Earth Designs

QS Luminescent Rapture

By Michele Sayetta

Artwork by Leanne Seed

Finished Design Size 100W by 10H (4W X 4 1/4 H inches on 25ct fabric)

Heaven and Earth Designs
425 9th Street SW
Willmar MN 56201
www.heavenandearthdesigns.com
Copyright Heaven and Earth Designs 2005

Instructions

The model for QS Luminescent Rapture is stitched over
1 on 25ct, Linen or Evenweave may be used. You may use 1 or 2 strands of floss depending on your preference.

It is recommended that you make working copies and enlarge to view detail and symbols.

We also suggest using a #28 needle when working over 1 on 25ct.

This is a large project that will offer many hours of stitching pleasure.

We thank you for purchasing this design and welcome any questions or comments that you may have.

Heaven and Earth Designs

QS Luminescent Rapture

(Large Format)

By Michele Sayetta

Artwork by Stephanie Pui-Mun Law

Finished Design Size 100W by 10H (4W X 4 1/4 H inches on 25ct fabric)

Heaven and Earth Designs
425 9th Street SW
Willmar MN 56201
www.heavenandearthdesigns.com
Copyright Heaven and Earth Designs 2005

Instructions

The model for QS Luminescent Rapture is stitched over
1 on 25ct, Linen or Evenweave may be used. You may use 1 or 2 strands of floss depending on your preference.

It is recommended that you make working copies and enlarge to view detail and symbols.

We also suggest using a #28 needle when working over 1 on 25ct.

This is a large project that will offer many hours of stitching pleasure.

We thank you for purchasing this design and welcome any questions or comments that you may have.

Heaven and Earth Designs

QS Luna

Chart No: HAESBQS 483

By Michele Sayetta

Artwork by Sara Butcher

Finished Design Size 150 W by 210 H (6- W X 8-3/8 H inches on 25ct fabric)

Heaven and Earth Designs
425 9th Street SW
Willmar MN 56201
320-214-7998
www.heavenandearthdesigns.com
Copyright Heaven and Earth Designs 2006

Heaven and Earth Designs

QS Luna

(Large Format)

Chart No: HAESBQS 483

By Michele Sayetta

Artwork by Sara Butcher

Finished Design Size 150 W by 210 H (6- W X 8-3/8 H inches on 25ct fabric)

Heaven and Earth Designs
425 9th Street SW
Willmar MN 56201
320-214-7998
www.heavenandearthdesigns.com
Copyright Heaven and Earth Designs 2006

Heaven and Earth Designs

QS Luna

By Michele Sayetta

Artwork by Brigid Ashwood

Heaven and Earth Designs
425 9th Street SW
Willmar MN 56201
320-214-7998
www.heavenandearthdesigns.com
Copyright Heaven and Earth Designs 2004

Instructions

The model for QS Luna is stitched over 1 on 25ct, Linen or Evenweave may be used. You may use 1 or 2 strands of floss depending on your preference.

It is recommended that you make working copies and enlarge to view detail and symbols.

We also suggest using a #28 needle when working over 1 on 25ct.

This is a large project that will offer many hours of stitching pleasure.

We thank you for purchasing this design and welcome any questions or comments That you may have.

Heaven and Earth Designs

QS Luna

Chart No: HAEMHQS3912

By Michele Sayetta

Artwork by Molly Harrison

Finished Design Size 150 W by 205 H (6 WX 8-1/8 inches on 25ct)

Heaven and Earth Designs
425 9th Street SW
Willmar MN 56201
320-214-7998
www.heavenandearthdesigns.com

Copyright Heaven and Earth Designs 2006
Copyright Molly Harrison 2006

Heaven and Earth Designs

QS Luna

(Large Format)

Chart No: HAEMHQS 3912

By Michele Sayetta

Artwork by Molly Harrison

Finished Design Size 150 W by 205 H (6 W X 8-1/8 inches on 25ct)

Heaven and Earth Designs
425 9th Street SW
Willmar MN 56201
320-214-7998
www.heavenandearthdesigns.com

Copyright Heaven and Earth Designs 2006
Copyright Molly Harrison 2006

Heaven and Earth Designs

QS Magic-Flute Mermaid

Chart No: HAENTQS4116

By Michele Sayetta

Artwork by Nadia Tate

Finished Design Size 150 W by 210 H (6 W X8-3/8 inches on 25ct)

Heaven and Earth Designs
425 9th Street SW
Willmar MN 56201
320-214-7998
www.heavenandearthdesigns.com

Copyright Heaven and Earth Designs 2006
Copyright Nadia Tate 2006

Heaven and Earth Designs

QS Magic-Flute Mermaid

(Large Format)

Chart No: HAENTQS4116

By Michele Sayetta

Artwork by Nadia Tate

Finished Design Size 150 W by 210 H (6 W X8-3/8 inches on 25ct)

Heaven and Earth Designs
425 9th Street SW
Willmar MN 56201
320-214-7998
www.heavenandearthdesigns.com

Copyright Heaven and Earth Designs 2006
Copyright Nadia Tate 2006

Heaven and Earth Designs

QS Magic-Forest Flute Fae

Chart No: HAENTQS 2905

By Michele Sayetta

Artwork by Nadia Tate

Finished Design Size 175 W by 245 H (7 W X 9-3/4 H inches on 25ct fabric)

Heaven and Earth Designs
425 9th Street SW
Willmar MN 56201
320-214-7998
www.heavenandearthdesigns.com
Copyright Heaven and Earth Designs 2006

Heaven and Earth Designs

QS Magic-Forest Flute Fae

(Large Format)

Chart No: HAENTQS 2905

By Michele Sayetta

Artwork by Nadia Tate

Finished Design Size 175 W by 245 H (7 W X 9-3/4 H inches on 25ct fabric)

Heaven and Earth Designs
425 9th Street SW
Willmar MN 56201
320-214-7998
www.heavenandearthdesigns.com
Copyright Heaven and Earth Designs 2006

Heaven and Earth Designs

QS Martyr's

Chart No: HAETBQS001

By Michele Sayetta

Artwork by Tracy Butler

Heaven and Earth Designs
425 9th Street SW
Willmar MN 56201
320-214-7998
www.heavenandearthdesigns.com
Copyright Heaven and Earth Designs 2004

Instructions

The model for QS Martyr's is stitched over 1 on 25ct, Linen or Evenweave may be used. You may use 1 or 2 strands of floss depending on your preference.

It is recommended that you make working copies and enlarge to view detail and symbols.

We also suggest using a #28 needle when working over 1 on 25ct.

This is a large project that will offer many hours of stitching pleasure.

We thank you for purchasing this design and welcome any questions or comments
That you may have.

Heaven and Earth Designs

QS Martyr's

(Large Format)

Chart No: HAETBQS001

By Michele Sayetta

Artwork by Tracy Butler

Heaven and Earth Designs
425 9th Street SW
Willmar MN 56201
320-214-7998
www.heavenandearthdesigns.com
Copyright Heaven and Earth Designs 2004

Instructions

The model for QS Martyr's is stitched over 1 on 25ct, Linen or Evenweave may be used. You may use 1 or 2 strands of floss depending on your preference.

It is recommended that you make working copies and enlarge to view detail and symbols.

We also suggest using a #28 needle when working over 1 on 25ct.

This is a large project that will offer many hours of stitching pleasure.

We thank you for purchasing this design and welcome any questions or comments
That you may have.

Heaven and Earth Designs

QS Mask Of Colors

By Michele Sayetta

Artwork by Jessica Galbreth

Finished Design Size 100W by 95 H (4 WX 3 3/4 H inches on 25ct fabric)

Heaven and Earth Designs
425 9th Street SW
Willmar MN 56201
320-214-7998
www.heavenandearthdesigns.com
Copyright Heaven and Earth Designs 2005
Copyright Jessica Galbreth 2005

Heaven and Earth Designs

QS Mask Of Colors

(Large Format)

By Michele Sayetta

Artwork by Jessica Galbreth

Finished Design Size 100W by 95 H (4 W X 3 3/4 H inches on 25ct fabric)

Heaven and Earth Designs
425 9th Street SW
Willmar MN 56201
320-214-7998
www.heavenandearthdesigns.com

Copyright Heaven and Earth Designs 2005
Copyright Jessica Galbreth 2005

Heaven and Earth Designs

QS Maypole Kitties Fae

Chart No: HAENTQS4114

By Michele Sayetta

Artwork by Nadia Tate

Finished Design Size 150 W by 209 H (6 W X 8-1/4 inches on 25ct)

Heaven and Earth Designs
425 9th Street SW
Willmar MN 56201
320-214-7998
www.heavenandearthdesigns.com

Copyright Heaven and Earth Designs 2006
Copyright Nadia Tate 2006

Heaven and Earth Designs

QS Maypole Kitties Fae

(Large Format)

Chart No: HAENTQS4114

By Michele Sayetta

Artwork by Nadia Tate

Finished Design Size 150 W by 209 H (6 WX 8-1/4 inches on 25ct)

Heaven and Earth Designs
425 9th Street SW
Willmar MN 56201
320-214-7998
www.heavenandearthdesigns.com

Copyright Heaven and Earth Designs 2006
Copyright Nadia Tate 2006

Heaven and Earth Designs

QS Mermaid Boudoir

Chart No: HAENTQS 3910

By Michele Sayetta

Artwork by Nadia Tate

Finished Design Size 150 W by 209 H (6 W X 8-1/4 inches on 25ct)

Heaven and Earth Designs
425 9th Street SW
Willmar MN 56201
320-214-7998
www.heavenandearthdesigns.com

Copyright Heaven and Earth Designs 2006
Copyright Nadia Tate 2006

Heaven and Earth Designs

QS Mermaid Boudoir

(Large Format)

Chart No: HAENTQS 3910

By Michele Sayetta

Artwork by Nadia Tate

Finished Design Size 150 W by 209 H (6 W X 8-1/4 inches on 25ct)

Heaven and Earth Designs
425 9th Street SW
Willmar MN 56201
320-214-7998
www.heavenandearthdesigns.com

Copyright Heaven and Earth Designs 2006
Copyright Nadia Tate 2006

Heaven and Earth Designs

QS Mermaid By The Seashore

Chart No: HAENTQS 2906

By Michele Sayetta

Artwork by Nadia Tate

Finished Design Size 150 W by 210 H (6 W X 8-3/8 inches on 25ct)

Heaven and Earth Designs
425 9th Street SW
Willmar MN 56201
320-214-7998
www.heavenandearthdesigns.com

Copyright Heaven and Earth Designs 2006
Copyright Nadia Tate 2006

Heaven and Earth Designs

QS Mermaid By The Seashore

(Large Format)

Chart No: HAENTQS 2906

By Michele Sayetta

Artwork by Nadia Tate

Finished Design Size 150 W by 210 H (6 W X 8-3/8 inches on 25ct)

Heaven and Earth Designs
425 9th Street SW
Willmar MN 56201
320-214-7998
www.heavenandearthdesigns.com

Copyright Heaven and Earth Designs 2006
Copyright Nadia Tate 2006

Heaven and Earth Designs

QS Mermaid Lagoon

Chart No: HAENTQS 3909

By Michele Sayetta

Artwork by Nadia Tate

Finished Design Size 150 W by 209 H (6 W X 8-1/4 inches on 25ct)

Heaven and Earth Designs
425 9th Street SW
Willmar MN 56201
320-214-7998
www.heavenandearthdesigns.com

Copyright Heaven and Earth Designs 2006
Copyright Nadia Tate 2006

Heaven and Earth Designs

QS Mermaid Lagoon

(Large Format)

Chart No: HAENTQS 3909

By Michele Sayetta

Artwork by Nadia Tate

Finished Design Size 150 W by 209 H (6 W X 8-1/4 inches on 25ct)

Heaven and Earth Designs
425 9th Street SW
Willmar MN 56201
320-214-7998
www.heavenandearthdesigns.com

Copyright Heaven and Earth Designs 2006
Copyright Nadia Tate 2006

Heaven and Earth Designs

QS Mermaid Star

Chart No: HAENTQS 2905

By Michele Sayetta

Artwork by Nadia Tate

Finished Design Size 150 W by 209 H (6 W X 8-1/4 inches on 25ct)

Heaven and Earth Designs
425 9th Street SW
Willmar MN 56201
320-214-7998
www.heavenandearthdesigns.com

Copyright Heaven and Earth Designs 2006
Copyright Nadia Tate 2006

Heaven and Earth Designs

QS Mermaid Star

(Large Format)

Chart No: HAENTQS 2905

By Michele Sayetta

Artwork by Nadia Tate

Finished Design Size 150 W by 209 H (6 W X 8-1/4 inches on 25ct)

Heaven and Earth Designs
425 9th Street SW
Willmar MN 56201
320-214-7998
www.heavenandearthdesigns.com

Copyright Heaven and Earth Designs 2006
Copyright Nadia Tate 2006

Heaven and Earth Designs

QS Mermaids Treasure

Chart No: HAESBQS 482

By Michele Sayetta

Artwork by Sara Butcher

Finished Design Size 150 W by 210 H (6- W X 8-3/8 H inches on 25ct fabric)

Heaven and Earth Designs
425 9th Street SW
Willmar MN 56201
320-214-7998
www.heavenandearthdesigns.com
Copyright Heaven and Earth Designs 2006

Heaven and Earth Designs

QS Mermaids Treasure

(Large Format)

Chart No: HAESBQS 482

By Michele Sayetta

Artwork by Sara Butcher

Finished Design Size 150 W by 210 H (6- W X 8-3/8 H inches on 25ct fabric)

Heaven and Earth Designs
425 9th Street SW
Willmar MN 56201
320-214-7998
www.heavenandearthdesigns.com
Copyright Heaven and Earth Designs 2006

Heaven and Earth Designs

QS Minerva

Chart No: HAEJWQS 1011

By Michele Sayetta

Artwork by Josephine Wall

Finished Design Size 165 W by 140 H (6-1/2 W X 5-1/2 H inches on 25ct fabric)

Heaven and E arth Designs
425 9th Street SW
Willmar MN 56201
320-214-7998
www.heavenandearthdesigns.com
Copyright Heaven and Earth Designs 2006
http://www.josephinewall.com
Licensed by Art Impressions www.Artimpressionsinc.com

Heaven and Earth Designs

QS Minerva

(Large Format)

Chart No: HAEJWQS 1011

By Michele Sayetta

Artwork by Josephine Wall

Finished Design Size 165 W by 140 H (6-1/2 W X 5-1/2 H inches on 25ct fabric)

Heaven and E arth Designs
425 9th Street SW
Willmar MN 56201
320-214-7998
www.heavenandearthdesigns.com
Copyright Heaven and Earth Designs 2006
http://www.josephinewall.com
Licensed by Art Impressions www.Artimpressionsinc.com

Heaven and Earth Designs

QS Moon Fairey

Chart No: HAECCKQS 105

By Michele Sayetta

Artwork by Ching-Chou Kuik

Finished Design Size 150 W by 107 H (6 W X 4-1/4 H inches on 25ct fabric)

Heaven and Earth Designs
425 9th Street SW
Willmar MN 56201
320-214-7998
www.heavenandearthdesigns.com
Copyright Heaven and Earth Designs 2006

Heaven and Earth Designs

QS Moon Fairy

Chart No: HAECCKQS 1502

By Michele Sayetta

Artwork by Ching-Chou Kuik

Finished Design Size 175 W by 243 H (7 W X 9-5/8 H inches on 25ct fabric)

Heaven and Earth Designs
425 9th Street SW
Willmar MN 56201
320-214-7998
www.heavenandearthdesigns.com
Copyright Heaven and Earth Designs 2006

Heaven and Earth Designs

QS Moon Fairy

(Large Format)

Chart No: HAECCKQS 1502

By Michele Sayetta

Artwork by Ching-Chou Kuik

Finished Design Size 175 W by 243 H (7 W X 9-5/8 H inches on 25ct fabric)

Heaven and Earth Designs
425 9th Street SW
Willmar MN 56201
320-214-7998
www.heavenandearthdesigns.com
Copyright Heaven and Earth Designs 2006

Heaven and Earth Designs

QS Moon Fairey

(Large Format)

Chart No: HAECCKQS 105

By Michele Sayetta

Artwork by Ching-Chou Kuik

Finished Design Size 150 W by 107 H (6 W X 4-1/4 H inches on 25ct fabric)

Heaven and Earth Designs
425 9th Street SW
Willmar MN 56201
320-214-7998
www.heavenandearthdesigns.com
Copyright Heaven and Earth Designs 2006

Heaven and Earth Designs

QS Moon Mermaid

Chart No: HAENTQS 2904

By Michele Sayetta

Artwork by Nadia Tate

Finished Design Size 175 W by 245 H (7 W X 9-3/4 H inches on 25ct fabric)

Heaven and Earth Designs
425 9th Street SW
Willmar MN 56201
320-214-7998
www.heavenandearthdesigns.com
Copyright Heaven and Earth Designs 2006

Heaven and Earth Designs

QS Moon Mermaid

(Large Format)

Chart No: HAENTQS 2904

By Michele Sayetta

Artwork by Nadia Tate

Finished Design Size 175 W by 245 H (7 W X 9-3/4 H inches on 25ct fabric)

Heaven and Earth Designs
425 9th Street SW
Willmar MN 56201
320-214-7998
www.heavenandearthdesigns.com

Copyright Heaven and Earth Designs 2006

Heaven and Earth Designs

QS Moonglow

Chart No: HAESPLQS 145

By Michele Sayetta

Artwork by Stephanie Law

Finished Design Size 150 W by 100 H (6 W X 4 H inches on 25ct fabric)

Heaven and Earth Designs
425 9th Street SW
Willmar MN 56201
320-214-7998
www.heavenandearthdesigns.com
Copyright Heaven and Earth Designs 2005

Heaven and Earth Designs

QS Moonlight Mermaid

Chart No: HAENTQS 2902

By Michele Sayetta

Artwork by Nadia Tate

Finished Design Size 150 W by 209 H (6 W X 8-1/4 H inches on 25ct fabric)

Heaven and Earth Designs
425 9th Street SW
Willmar MN 56201
320-214-7998
www.heavenandearthdesigns.com
Copyright Heaven and Earth Designs 2006

Heaven and Earth Designs

QS Moonlight Mermaid

(Large Format)

Chart No: HAENTQS 2902

By Michele Sayetta

Artwork by Nadia Tate

Finished Design Size 150 W by 209 H (6 W X 8-1/4 H inches on 25ct fabric)

Heaven and Earth Designs
425 9th Street SW
Willmar MN 56201
320-214-7998
www.heavenandearthdesigns.com
Copyright Heaven and Earth Designs 2006

Heaven and Earth Designs

QS Moonlight

Chart No: HAECVQS 1918

By Michele Sayetta

Artwork by Caron Vinson

Finished Design Size 150 W by 119 H (6 W X 4-3/4 H inches on 25ct fabric)

Heaven and Earth Designs
425 9th Street SW
Willmar MN 56201
320-214-7998
www.heavenandearthdesigns.com
Copyright Heaven and Earth Designs 2006
Copyright Caron Vinson 2006

Heaven and Earth Designs

QS Moonlight

(Large Format)

Chart No: HAECVQS 1918

By Michele Sayetta

Artwork by Caron Vinson

Finished Design Size 150 W by 119 H (6 W X 4-3/4 H inches on 25ct fabric)

Heaven and Earth Designs
425 9th Street SW
Willmar MN 56201
320-214-7998
www.heavenandearthdesigns.com

Copyright Heaven and Earth Designs 2006
Copyright Caron Vinson 2006

Heaven and Earth Designs

QS Moonshade

Chart No: HAEST920

By Michele Sayetta

Artwork by Stacey Tippin

Finished Design Size 175 W by 255 H (7-WX 10-1/8 H inches on 25ct fabric)

Heaven and Earth Designs
425 9th St SW
Willmar, MN 56201
320-214-7998
www.heavenandearthdesigns.com
Copyright Heaven and Earth Designs 2006

Heaven and Earth Designs

QS Moonshade

(Large Format)

Chart No: HAEST920

By Michele Sayetta

Artwork by Stacey Tippin

Finished Design Size 175 W by 255 H (7-WX 10-1/8 H inches on 25ct fabric)

Heaven and Earth Designs
425 9th St SW
Willmar, MN 56201
320-214-7998
www.heavenandearthdesigns.com
Copyright Heaven and Earth Designs 2006

Heaven and Earth Designs

QS Motherhood

By Michele Sayetta

Artwork by Selina Fenech

Finished Design Size 100W by 95 H (4 W X 3 3/4 H inches on 25ct fabric)

Heaven and Earth Designs
425 9th Street SW
Willmar MN 56201
320-214-7998
www.heavenandearthdesigns.com

Copyright Heaven and Earth Designs 2005
Copyright Selnina Fenech 2005

Heaven and Earth Designs

QS Motherhood

(Large Format)

By Michele Sayetta

Artwork by Selina Fenech

Finished Design Size 100W by 95 H (4 W X 3 3/4 H inches on 25ct fabric)

Heaven and Earth Designs
425 9th Street SW
Willmar MN 56201
320-214-7998
www.heavenandearthdesigns.com

Copyright Heaven and Earth Designs 2005
Copyright Selnina Fenech 2005

Heaven and Earth Designs

Mrs. Claus Gift

Chart No: HAEJCQS036

By Michele Sayetta

Artwork by James Christensen

Finished Design Size 133 W by 268 H (5-1/4 W X 10-5/8 H inches on 25ct fabric)

Heaven and Earth Designs
425 9th Street SW
Willmar MN 56201
320-214-7998
www.heavenandearthdesigns.com
Copyright Heaven and Earth Designs
Copyright James Christensen

Heaven and Earth Designs

Mrs. Claus Gift

(Large Format)

Chart No: HAEJCQS036

By Michele Sayetta

Artwork by James Christensen

Finished Design Size 133 W by 268 H (5-1/4 W X 10-5/8 H inches on 25ct fabric)

Heaven and Earth Designs
425 9th Street SW
Willmar MN 56201
320-214-7998
www.heavenandearthdesigns.com
Copyright Heaven and Earth Designs
Copyright James Christensen

Heaven and Earth Designs

QS Mrs. G's Tea

Chart No: HAELVQS 1952

By Michele Sayetta

Artwork by Lisa Victoria

Finished Design Size 150 W by 205 H (6 WX 8-1/8 H inches on 25ct fabric)

Heaven and Earth Designs
425 9th Street SW
Willmar MN 56201
320-214-7998
www.heavenandearthdesigns.com

Copyright Heaven and Earth Designs
Lisa Victoria Copyright 2006

Instructions

The model for QS Mrs. G's Tea is stitched over 1 on 25ct, Linen or Evenweave may be used. You may use 1 or 2 strands of floss depending on your preference.

It is recommended that you make working copies and enlarge to view detail and symbols.

We also suggest using a #28 needle when working over 1 on 25ct.

This is a large project that will offer many hours of stitching pleasure.

We thank you for purchasing this design and welcome any questions or comments that you may have.

Heaven and Earth Designs
320-214-7998
http://www,heavenandearthdesigns.com

Heaven and Earth Designs

QS Mrs. G's Tea

(Large Format)

Chart No: HAELVQS 1952

By Michele Sayetta

Artwork by Lisa Victoria

Finished Design Size 150 W by 205 H (6 WX 8-1/8 H inches on 25ct fabric)

Heaven and Earth Designs
425 9th Street SW
Willmar MN 56201
320-214-7998
www.heavenandearthdesigns.com

Copyright Heaven and Earth Designs
Lisa Victoria Copyright 2006

Instructions

The model for QS Mrs. G's Tea is stitched over 1 on 25ct, Linen or Evenweave may be used. You may use 1 or 2 strands of floss depending on your preference.

It is recommended that you make working copies and enlarge to view detail and symbols.

We also suggest using a #28 needle when working over 1 on 25ct.

This is a large project that will offer many hours of stitching pleasure.

We thank you for purchasing this design and welcome any questions or comments that you may have.

Heaven and Earth Designs
320-214-7998
http://www,heavenandearthdesigns.com

Heaven and Earth Designs

QS Mushroom Fairy

Chart No: HAECCKQS 104

By Michele Sayetta

Artwork by Ching-Chou Kuik

Finished Design Size 150 W by 206 H (6 W X 8-1/8 H inches on 25ct fabric)

Heaven and Earth Designs
425 9th Street SW
Willmar MN 56201
320-214-7998
www.heavenandearthdesigns.com
Copyright Heaven and Earth Designs 2006

Heaven and Earth Designs

QS Mushroom Fairy

(Large Format)

Chart No: HAECCKQS 104

By Michele Sayetta

Artwork by Ching-Chou Kuik

Finished Design Size 150 W by 206 H (6 W X 8-1/8 H inches on 25ct fabric)

Heaven and Earth Designs
425 9th Street SW
Willmar MN 56201
320-214-7998
www.heavenandearthdesigns.com
Copyright Heaven and Earth Designs 2006

Heaven and Earth Designs

QS Mushroom Fairy

Chart No: HAELVQS 1953

By Michele Sayetta

Artwork by Lisa Victoria

Finished Design Size 150 W by 212 H (6 WX 8-3/8 H inches on 25ct fabric)

Heaven and Earth Designs
425 9th Street SW
Willmar MN 56201
320-214-7998
www.heavenandearthdesigns.com

Copyright Heaven and Earth Designs
Lisa Victoria Copyright 2006

Instructions

The model for QS Mushroom Fairy is stitched over 1 on 25ct, Linen or Evenweave may be used. You may use 1 or 2 strands of floss depending on your preference.

It is recommended that you make working copies and enlarge to view detail and symbols.

We also suggest using a #28 needle when working over 1 on 25ct.

This is a large project that will offer many hours of stitching pleasure.

We thank you for purchasing this design and welcome any questions or comments that you may have.

Heaven and Earth Designs
320-214-7998
http://www,heavenandearthdesigns.com

Heaven and Earth Designs

QS Mushroom Fairy

(Large Format)

Chart No: HAELVQS 1953

By Michele Sayetta

Artwork by Lisa Victoria

Finished Design Size 150 W by 212 H (6 WX 8-3/8 H inches on 25ct fabric)

Heaven and Earth Designs
425 9th Street SW
Willmar MN 56201
320-214-7998
www.heavenandearthdesigns.com

Copyright Heaven and Earth Designs
Lisa Victoria Copyright 2006

Instructions

The model for QS Mushroom Fairy is stitched over 1 on 25ct, Linen or Evenweave may be used. You may use 1 or 2 strands of floss depending on your preference.

It is recommended that you make working copies and enlarge to view detail and symbols.

We also suggest using a #28 needle when working over 1 on 25ct.

This is a large project that will offer many hours of stitching pleasure.

We thank you for purchasing this design and welcome any questions or comments that you may have.

Heaven and Earth Designs
320-214-7998
http://www,heavenandearthdesigns.com

Heaven and Earth Designs

QS My Kitty Fae

Chart No: HAENTQS 3908

By Michele Sayetta

Artwork by Nadia Tate

Finished Design Size 150 W by 209 H (6 W X 8-1/4 inches on 25ct)

Heaven and Earth Designs
425 9th Street SW
Willmar MN 56201
320-214-7998
www.heavenandearthdesigns.com

Copyright Heaven and Earth Designs 2006
Copyright Nadia Tate 2006

Heaven and Earth Designs

QS My Kitty Fae

(Large Format)

Chart No: HAENTQS 3908

By Michele Sayetta

Artwork by Nadia Tate

Finished Design Size 150 W by 209 H (6 W X 8-1/4 inches on 25ct)

Heaven and Earth Designs
425 9th Street SW
Willmar MN 56201
320-214-7998
www.heavenandearthdesigns.com

Copyright Heaven and Earth Designs 2006
Copyright Nadia Tate 2006

Heaven and Earth Designs

QS Noonday Rest

By Michele Sayetta

Artwork by John Godward

Finished Design Size 100W by 83 H (4 W X 3 1/4 H inches on 25ct fabric)

Heaven and Earth Designs
425 9th Street SW
Willmar MN 56201
320-214-7998
www.heavenandearthdesigns.com

Copyright Heaven and Earth Designs 2005
Copyright Selnina Fenech 2005

Heaven and Earth Designs

QS Noonday Rest

(Large Format)

By Michele Sayetta

Artwork by John Godward

Finished Design Size 100W by 83 H (4 W X 3 1/4 H inches on 25ct fabric)

Heaven and Earth Designs
425 9th Street SW
Willmar MN 56201
320-214-7998
www.heavenandearthdesigns.com

Copyright Heaven and Earth Designs 2005
Copyright Selnina Fenech 2005

Heaven and Earth Designs

QS Our Angel

Chart No: HAESBQS424

By Michele Sayetta

Artwork by Sarah Butcher

Finished Design Size 150 W by 159 H (6 W X 6-1/4 H inches on 25ct fabric)

Heaven and Earth Designs
425 9th St SW
Willmar, MN 56201
320-214-7998
www.heavenandearthdesigns.com
Copyright Heaven and Earth Designs 2006

Heaven and Earth Designs

QS Our Angel

(Large Format)

Chart No: HAESBQS 424

By Michele Sayetta

Artwork by Sarah Butcher

Finished Design Size 150 W by 159 H (6 W X 6-1/4 H inches on 25ct fabric)

Heaven and Earth Designs
425 9th St SW
Willmar, MN 56201
320-214-7998
www.heavenandearthdesigns.com
Copyright Heaven and Earth Designs 2006

Heaven and Earth Designs

QS Pansies

Chart No: HAEJMAQS 194

By Michele Sayetta

Artwork by Judy Mastrangelo

Finished Design Size 175 W by 175 H (7 W X 7 H inches on 40ct)

Heaven and Earth Designs
425 9th Street SW
Willmar MN 56201
320-214-7998
www.heavenandearthdesigns.com
Copyright Heaven and Earth Designs 2006
Copyright Judy Mastrangelo 2006

Heaven and Earth Designs

QS Pansies

(Large Format)

Chart No: HAEJMAQS 194

By Michele Sayetta

Artwork by Judy Mastrangelo

Finished Design Size 175 W by 175 H (7 W X 7 H inches on 40ct)

Heaven and Earth Designs
425 9th Street SW
Willmar MN 56201
320-214-7998
www.heavenandearthdesigns.com

Copyright Heaven and Earth Designs 2006
Copyright Judy Mastrangelo 2006

Heaven and Earth Designs

QS Papa Gatto

Chart No: HAERSQS 1010

By Michele Sayetta

Artwork by Ruth Sanderson

Finished Design Size 150 W by 169 H (6 X 6-3/4 H inches on 25ct fabric)

Heaven and Earth Designs
425 9th Street SW
Willmar MN 56201
320-214-7998
www.heavenandearthdesigns.com

Copyright Heaven and Earth Designs 2006
Copyright Ruth Sanderson 2006

Heaven and Earth Designs

QS Papa Gatto

(Large Format)

Chart No: HAERSQS 1010

By Michele Sayetta

Artwork by Ruth Sanderson

Finished Design Size 150 W by 169 H (6 X 6-3/4 H inches on 25ct fabric)

Heaven and Earth Designs
425 9th Street SW
Willmar MN 56201
320-214-7998
www.heavenandearthdesigns.com

Copyright Heaven and Earth Designs 2006
Copyright Ruth Sanderson 2006

Heaven and Earth Designs

QS Peachy Pink Fairy

Chart No: HAECCKQS 502

By Michele Sayetta

Artwork by Ching-Chou Kuik

Finished Design Size 175 W by 244 H (7 W X 9-3/4 H inches on 25ct fabric)

Heaven and Earth Designs
425 9th Street SW
Willmar MN 56201
320-214-7998
www.heavenandearthdesigns.com
Copyright Heaven and Earth Designs 2006

Heaven and Earth Designs

QS Peachy Pink Fairy

(Large Format)

Chart No: HAECCKQS 502

By Michele Sayetta

Artwork by Ching-Chou Kuik

Finished Design Size 175 W by 244 H (7 W X 9-3/4 H inches on 25ct fabric)

Heaven and Earth Designs
425 9th Street SW
Willmar MN 56201
320-214-7998
www.heavenandearthdesigns.com
Copyright Heaven and Earth Designs 2006

Heaven and Earth Designs

QS Peacock Love

Chart No: HAEJWQS 011

By Michele Sayetta

Artwork by Josephine Wall

Finished Design Size 150 W by 128 H (6 WX 5 H inches on 25ct fabric)

Heaven and E arth Designs
425 9th Street SW
Willmar MN 56201
320-214-7998
www.heavenandearthdesigns.com
Copyright Heaven and Earth Designs 2006
http://www.josephinewall.com
Licensed by Art Impressions www.Artimpressionsinc.com

Heaven and Earth Designs

QS Peacock Love

(Large Format)

Chart No: HAEJWQS 011

By Michele Sayetta

Artwork by Josephine Wall

Finished Design Size 150 W by 128 H (6 WX 5 H inches on 25ct fabric)

Heaven and E arth Designs
425 9th Street SW
Willmar MN 56201
320-214-7998
www.heavenandearthdesigns.com
Copyright Heaven and Earth Designs 2006
http://www.josephinewall.com
Licensed by Art Impressions www.Artimpressionsinc.com

Heaven and Earth Designs

QS Pegasus and Castle Bubbles

Chart No: HAEJWQS 524

By Michele Sayetta

Artwork by Josephine Wall

Finished Design Size 200 W by 192 H (8 W X 7-5/8 H inches on 25ct fabric)

Heaven and Earth Designs
425 9th St SW
Willmar, MN 56201
320-214-7998
www.heavenandearthdesigns.com

Copyright Heaven and Earth Designs 2006
Copyright Josephine Wall/Art Impressions 2006

Heaven and Earth Designs

QS Pegasus and Castle Bubbles

(Large Format)

Chart No: HAEJWQS 524

By Michele Sayetta

Artwork by Josephine Wall

Finished Design Size 200 W by 192 H (8 W X 7-5/8 H inches on 25ct fabric)

Heaven and Earth Designs
425 9th St SW
Willmar, MN 56201
320-214-7998
www.heavenandearthdesigns.com

Copyright Heaven and Earth Designs 2006
Copyright Josephine Wall/Art Impressions 2006

Heaven and Earth Designs

QS Periwinkle Fae

Chart No: HAENTQS 281

By Michele Sayetta

Artwork by Nadia Tate

Finished Design Size 150 W by 209 H (6 W X 8-1/4 H inches on 25ct fabric)

Heaven and Earth Designs
425 9th Street SW
Willmar MN 56201
320-214-7998
www.heavenandearthdesigns.com
Copyright Heaven and Earth Designs 2006

Instructions

The model for QS Periwinkle Fae is stitched over 1 on 25ct, Linen or Evenweave may be used. You may use 1 or 2 strands of floss depending on your preference.

It is recommended that you make working copies and enlarge to view detail and symbols.

We also suggest using a #28 needle when working over 1 on 25ct.

This is a large project that will offer many hours of stitching pleasure.

We thank you for purchasing this design and welcome any questions or comments
That you may have.

Heaven and Earth Designs

QS Periwinkle Fae

(Large Format)

Chart No: HAENTQS 281

By Michele Sayetta

Artwork by Nadia Tate

Finished Design Size 150 W by 209 H (6 W X 8-1/4 H inches on 25ct fabric)

Heaven and Earth Designs
425 9th Street SW
Willmar MN 56201
320-214-7998
www.heavenandearthdesigns.com
Copyright Heaven and Earth Designs 2006

Instructions

The model for QS Periwinkle Fae is stitched over 1 on 25ct, Linen or Evenweave may be used. You may use 1 or 2 strands of floss depending on your preference.

It is recommended that you make working copies and enlarge to view detail and symbols.

We also suggest using a #28 needle when working over 1 on 25ct.

This is a large project that will offer many hours of stitching pleasure.

We thank you for purchasing this design and welcome any questions or comments
That you may have.

Heaven and Earth Designs

QS Pink Braid Mermaid

Chart No: HAEECQS 104

By Michele Sayetta

Artwork by Elaine Cox

Finished Design Size 150 by 209 H (6 X 8-1/4 H inches on 25ct fabric)

Heaven and Earth Designs
425 9th St Sw
Willmar, MN 56201
320-214-7998
www.heavenandearthdesigns.com

Copyright Heaven and Earth Designs 2006
Copyright –Elaine Cox

Heaven and Earth Designs

QS Pink Braid Mermaid

(Large Format)

Chart No: HAEECQS 104

By Michele Sayetta

Artwork by Elaine Cox

Finished Design Size 150 by 209 H (6 X 8-1/4 H inches on 25ct fabric)

Heaven and Earth Designs
425 9th St Sw
Willmar, MN 56201
320-214-7998
www.heavenandearthdesigns.com

Copyright Heaven and Earth Designs 2006
Copyright –Elaine Cox

Heaven and Earth Designs

QS Pink Fairy

Chart No: HAENTQS 2903

By Michele Sayetta

Artwork by Nadia Tate

Finished Design Size 175 W by 245 H (7 W X 9-3/4 H inches on 25ct fabric)

Heaven and Earth Designs
425 9th Street SW
Willmar MN 56201
320-214-7998
www.heavenandearthdesigns.com
Copyright Heaven and Earth Designs 2006

Heaven and Earth Designs

QS Pink Fairy

(Large Format)

Chart No: HAENTQS 2903

By Michele Sayetta

Artwork by Nadia Tate

Finished Design Size 175 W by 245 H (7 W X 9-3/4 H inches on 25ct fabric)

Heaven and Earth Designs
425 9th Street SW
Willmar MN 56201
320-214-7998
www.heavenandearthdesigns.com
Copyright Heaven and Earth Designs 2006

Heaven and Earth Designs

QS Pirate Mermaid

Chart No: HAECCKQS 109

By Michele Sayetta

Artwork by Ching-Chou Kuik

Finished Design Size 150 W by 207 H (6 W X 8-1/4 H inches on 25ct fabric)

Heaven and Earth Designs
425 9th Street SW
Willmar MN 56201
320-214-7998
www.heavenandearthdesigns.com
Copyright Heaven and Earth Designs 2006

Heaven and Earth Designs

QS Pirate Mermaid

(Large Format)

Chart No: HAECCKQS 109

By Michele Sayetta

Artwork by Ching-Chou Kuik

Finished Design Size 150 W by 207 H (6 W X 8-1/4 H inches on 25ct fabric)

Heaven and Earth Designs
425 9th Street SW
Willmar MN 56201
320-214-7998
www.heavenandearthdesigns.com
Copyright Heaven and Earth Designs 2006

Heaven and Earth Designs

QS Pisces ACEO

Chart No: HAESBQS219

By Michele Sayetta

Artwork by Sara Butcher

Finished Design Size 150 W by 209 H (6 W X 8 1/4 H inches on 25ct fabric)

Heaven and Earth Designs
425 9th Street SW
Willmar MN 56201
320-214-7998
www.heavenandearthdesigns.com

Copyright Heaven and Earth Designs 2005
Copyright Sara Butcher 2005

Instructions

The model for QS PiscesACEO is stitched over 1 on 25ct, Linen or Evenweave may be used. You may use 1 or 2 strands of floss depending on your preference.

It is recommended that you make working copies and enlarge to view detail and symbols.

We also suggest using a #28 needle when working over 1 on 25ct.

This is a large project that will offer many hours of stitching pleasure.

We thank you for purchasing this design and welcome any questions or comments
That you may have.

Heaven and Earth Designs

QS Pisces ACEO

(Large Format)

Chart No: HAESBQS219

By Michele Sayetta

Artwork by Sara Butcher

Finished Design Size 150 W by 209 H (6 W X 8 1/4 H inches on 25ct fabric)

Heaven and Earth Designs
425 9th Street SW
Willmar MN 56201
320-214-7998
www.heavenandearthdesigns.com

Copyright Heaven and Earth Designs 2005
Copyright Sara Butcher 2005

Instructions

The model for QS PiscesACEO is stitched over 1 on 25ct, Linen or Evenweave may be used. You may use 1 or 2 strands of floss depending on your preference.

It is recommended that you make working copies and enlarge to view detail and symbols.

We also suggest using a #28 needle when working over 1 on 25ct.

This is a large project that will offer many hours of stitching pleasure.

We thank you for purchasing this design and welcome any questions or comments
That you may have.

Heaven and Earth Designs

QS Plum Fae Cat

Chart No: HAECHQS 2479

By Michele Sayetta

Artwork by Carrie Hawks

Finished Design Size 150 W by 207 H (6- W X 8-1/4 H inches on 25ct fabric)

Heaven and Earth Designs
425 9th Street SW
Willmar MN 56201
320-214-7998
www.heavenandearthdesigns.com
Copyright Heaven and Earth Designs 2006

Heaven and Earth Designs

QS Plum Fae Cat

(Large Format)

Chart No: HAECHQS 2479

By Michele Sayetta

Artwork by Carrie Hawks

Finished Design Size 150 W by 207 H (6- W X 8-1/4 H inches on 25ct fabric)

Heaven and Earth Designs
425 9th Street SW
Willmar MN 56201
320-214-7998
www.heavenandearthdesigns.com
Copyright Heaven and Earth Designs 2006

Heaven and Earth Designs

QS Prelude

Chart No: HAEJWQS 231

By Michele Sayetta

Artwork by Josephine Wall

Finished Design Size 250 W by 201 H (1 W X 8 H inches on 25ct fabric)

Heaven and Earth Designs
425 9th Street SW
Willmar MN 56201
320-214-7998
Represented by Artist Impressions
www.artistimpressionsinc.com
Copyright Heaven and Earth Designs 2006

Heaven and Earth Designs

QS Prelude

(Large Format)

Chart No: HAEJWQS 231

By Michele Sayetta

Artwork by Josephine Wall

Finished Design Size 250 W by 201 H (1 WX 8 H inches on 25ct fabric)

Heaven and Earth Designs
425 9th Street SW
Willmar MN 56201
320-214-7998
Represented by Artist Impressions
www.artistimpressionsinc.com
Copyright Heaven and Earth Designs 2006

Heaven and Earth Designs

QS Princess Asleep Bunny

By Michele Sayetta

Artwork by Yvonne Gilbert

Heaven and Earth Designs
425 9th Street SW
Willmar MN 56201
320-214-7998
www.heavenandearthdesigns.com
Copyright Heaven and Earth Designs 2004

Instructions

The model for QS Princess Asleep Bunny is stitched over
1 on 25ct, Linen or Evenweave may be used. You may use 1 or 2 strands of floss depending on your preference.

It is recommended that you make working copies and enlarge to view detail and symbols.

We also suggest using a #28 needle when working over 1 on 25ct.

This is a large project that will offer many hours of stitching pleasure.

We thank you for purchasing this design and welcome any questions or comments
That you may have.

Heaven and Earth Designs

QS Princess Bunny Asleep

Chart No: HAEYGQS 12

By Michele Sayetta

Artwork by Yvonne Gilbert

Finished Design Size 150 W by 122 H (6 W X 4-7/8 H inches on 25ct fabric)

Heaven and Earth Designs
425 9th Street SW
Willmar MN 56201
320-214-7998
www.heavenandearthdesigns.com
Copyright Heaven and Earth Designs 2004

Instructions

The model for QS Princess Bunny Asleep is stitched over 1 on 25ct, Linen or Evenweave may be used. You may use 1 or 2 strands of floss depending on your preference.

It is recommended that you make working copies and enlarge to view detail and symbols.

We also suggest using a #28 needle when working over 1 on 25ct.

This is a large project that will offer many hours of stitching pleasure.

We thank you for purchasing this design and welcome any questions or comments
That you may have.

Heaven and Earth Designs

QS Princess Bunny Asleep

(Large Format)

Chart No: HAEYGQS 12

By Michele Sayetta

Artwork by Yvonne Gilbert

Finished Design Size 150 W by 122 H (6 W X 4-7/8 H inches on 25ct fabric)

Heaven and Earth Designs
425 9th Street SW
Willmar MN 56201
320-214-7998
www.heavenandearthdesigns.com
Copyright Heaven and Earth Designs 2004

Instructions

The model for QS Princess Bunny Asleep is stitched over 1 on 25ct, Linen or Evenweave may be used. You may use 1 or 2 strands of floss depending on your preference.

It is recommended that you make working copies and enlarge to view detail and symbols.

We also suggest using a #28 needle when working over 1 on 25ct.

This is a large project that will offer many hours of stitching pleasure.

We thank you for purchasing this design and welcome any questions or comments
That you may have.

Heaven and Earth Designs

QS Princess in Black

Chart No: HAECCKQS 419

By Michele Sayetta

Artwork by Ching-Chou Kuik

Finished Design Size 150 W by 204 H (6 W X 8-1/8 H inches on 25ct fabric)

Heaven and Earth Designs
425 9th Street SW
Willmar MN 56201
320-214-7998
www.heavenandearthdesigns.com
Copyright Heaven and Earth Designs 2006

Heaven and Earth Designs

QS Princess in Black

(Large Format)

Chart No: HAECCKQS 419

By Michele Sayetta

Artwork by Ching-Chou Kuik

Finished Design Size 150 W by 204 H (6 W X 8-1/8 H inches on 25ct fabric)

Heaven and Earth Designs
425 9th Street SW
Willmar MN 56201
320-214-7998
www.heavenandearthdesigns.com
Copyright Heaven and Earth Designs 2006

Heaven and Earth Designs

QS Priority Fairy Mail

Chart No: HAELVQS 233

By Michele Sayetta

Artwork by Lisa Victoria

Finished Design Size 150 W by 210 H (6 W X 8 -3/8 H inches on 25ct fabric)

Heaven and Earth Designs
425 9th Street SW
Willmar MN 56201
320-214-7998
www.heavenandearthdesigns.com

Copyright Heaven and Earth Designs 2006
Copyright Lisa Victoria 2006

Heaven and Earth Designs

QS Priority Fairy Mail

(Large Format)

Chart No: HAELVQS 233

By Michele Sayetta

Artwork by Lisa Victoria

Finished Design Size 150 W by 210 H (6 W X 8 -3/8 H inches on 25ct fabric)

Heaven and Earth Designs
425 9th Street SW
Willmar MN 56201
320-214-7998
www.heavenandearthdesigns.com

Copyright Heaven and Earth Designs 2006
Copyright Lisa Victoria 2006

Heaven and Earth Designs

QS Psyche's Butterfly

Chart No: HAEJWQS 1022

By Michele Sayetta

Artwork by Josephine Wall

Finished Design Size 185 W by 106 H (7-3/8 W X 4-1/8 H inches on 25ct fabric)

Heaven and E arth Designs
425 9th Street SW
Willmar MN 56201
320-214-7998
www.heavenandearthdesigns.com
Copyright Heaven and Earth Designs 2006
http://www.josephinewall.com
Licensed by Art Impressions www.Artimpressionsinc.com

Heaven and Earth Designs

QS Psyche's Butterfly

(Large Format)

Chart No: HAEJWQS 1022

By Michele Sayetta

Artwork by Josephine Wall

Finished Design Size 185 W by 106 H (7-3/8 W X 4-1/8 H inches on 25ct fabric)

Heaven and E arth Designs
425 9th Street SW
Willmar MN 56201
320-214-7998
www.heavenandearthdesigns.com
Copyright Heaven and Earth Designs 2006
http://www.josephinewall.com
Licensed by Art Impressions www.Artimpressionsinc.com

Heaven and Earth Designs

QS Psyche's Dream Play

Chart No: HAEJWQS 1021

By Michele Sayetta

Artwork by Josephine Wall

Finished Design Size 185 W by 172 H (7-3/8 W X 6-7/8 H inches on 25ct fabric)

Heaven and E arth Designs
425 9th Street SW
Willmar MN 56201
320-214-7998
www.heavenandearthdesigns.com
Copyright Heaven and Earth Designs 2006
http://www.josephinewall.com
Licensed by Art Impressions www.Artimpressionsinc.com

Heaven and Earth Designs

QS Psyche's Dream Play

(Large Format)

Chart No: HAEJWQS 1021

By Michele Sayetta

Artwork by Josephine Wall

Finished Design Size 185 W by 172 H (7-3/8 W X 6-7/8 H inches on 25ct fabric)

Heaven and E arth Designs
425 9th Street SW
Willmar MN 56201
320-214-7998
www.heavenandearthdesigns.com
Copyright Heaven and Earth Designs 2006
http://www.josephinewall.com
Licensed by Art Impressions www.Artimpressionsinc.com

Heaven and Earth Designs

QS Puppy-Love Fae

Chart No: HAENTQS4114

By Michele Sayetta

Artwork by Nadia Tate

Finished Design Size 150 W by 209 H (6 W X8-1/4 inches on 25ct)

Heaven and Earth Designs
425 9th Street SW
Willmar MN 56201
320-214-7998
www.heavenandearthdesigns.com

Copyright Heaven and Earth Designs 2006
Copyright Nadia Tate 2006

Heaven and Earth Designs

QS Puppy-Love Fae

(Large Format)

Chart No: HAENTQS4114

By Michele Sayetta

Artwork by Nadia Tate

Finished Design Size 150 W by 209 H (6 W X8-1/4 inches on 25ct)

Heaven and Earth Designs
425 9th Street SW
Willmar MN 56201
320-214-7998
www.heavenandearthdesigns.com

Copyright Heaven and Earth Designs 2006
Copyright Nadia Tate 2006

Heaven and Earth Designs

QS Purple Dragon Fae

By Michele Sayetta

Artwork by Selina Fenech

Finished Design Size 100W by 104 H (4 W X 4 1/8 H inches on 25ct fabric)

Heaven and Earth Designs
425 9th Street SW
Willmar MN 56201
320-214-7998
www.heavenandearthdesigns.com

Copyright Heaven and Earth Designs 2005
Copyright Selina Fenech 2005

Heaven and Earth Designs

QS Purple Dragon Fae

(Large Format)

By Michele Sayetta

Artwork by Selina Fenech

Finished Design Size 100W by 104 H (4 W X 4 1/8 H inches on 25ct fabric)

Heaven and Earth Designs
425 9th Street SW
Willmar MN 56201
320-214-7998
www.heavenandearthdesigns.com

Copyright Heaven and Earth Designs 2005
Copyright Selina Fenech 2005

Heaven and Earth Designs

Queen Of Hearts QS

Chart No: HAEIDQS 145

By Michele Sayetta

Artwork by Ian Daniels

Finished Design Size 100W by 118 H (4 W X 5/8 H inches on 25ct fabric)

Heaven and Earth Designs
425 9th Street SW
Willmar MN 56201
320-214-7998
www.heavenandearthdesigns.com
Copyright Heaven and Earth Designs 2005
Copyright Ian Daniels 2005

Heaven and Earth Designs

Queen Of Hearts QS

(Large Format)

Chart No: HAEIDQS 145

By Michele Sayetta

Artwork by Ian Daniels

Finished Design Size 100W by 118 H (4 W X 5/8 H inches on 25ct fabric)

Heaven and Earth Designs
425 9th Street SW
Willmar MN 56201
320-214-7998
www.heavenandearthdesigns.com

Copyright Heaven and Earth Designs 2005
Copyright Ian Daniels 2005

Heaven and Earth Designs

Queen Of Hearts QS

(Large Format)

Chart No: HAEIDQS 145

By Michele Sayetta

Artwork by Ian Daniels

Finished Design Size 100W by 118 H (4 W X 5/8 H inches on 25ct fabric)

Heaven and Earth Designs
425 9th Street SW
Willmar MN 56201
320-214-7998
www.heavenandearthdesigns.com

Copyright Heaven and Earth Designs 2005
Copyright Ian Daniels 2005

Heaven and Earth Designs

QS Rainbow Fae

Chart No: HANTQS479

By Michele Sayetta

Artwork by Nadia Tate

Finished Design Size 150 W by 209 H (6 WX 8-1/4 H inches on 25ct fabric)

Heaven and Earth Designs
425 9th Street SW
Willmar MN 56201
320-214-7998
www.heavenandearthdesigns.com
Copyright Heaven and Earth Designs 2006

Heaven and Earth Designs

QS Rainbow Fae

(Large Format)

Chart No: HANTQS479

By Michele Sayetta

Artwork by Nadia Tate

Finished Design Size 150 W by 209 H (6 WX 8-1/4 H inches on 25ct fabric)

Heaven and Earth Designs
425 9th Street SW
Willmar MN 56201
320-214-7998
www.heavenandearthdesigns.com
Copyright Heaven and Earth Designs 2006

Heaven and Earth Designs

QS Rainbow Fae

(No Background)

Chart No: HANTQS479

By Michele Sayetta

Artwork by Nadia Tate

Finished Design Size 150 W by 209 H (6 WX 8-1/4 H inches on 25ct fabric)

Heaven and Earth Designs
425 9th Street SW
Willmar MN 56201
320-214-7998
www.heavenandearthdesigns.com
Copyright Heaven and Earth Designs 2006

Heaven and Earth Designs

QS Unicorn Valley

Chart No: HAERSQS 1009

By Michele Sayetta

Artwork by Ruth Sanderson

Finished Design Size 150 W by 134 H (6 X 5-1/4 H inches on 25ct fabric)

Heaven and Earth Designs
425 9th Street SW
Willmar MN 56201
320-214-7998
www.heavenandearthdesigns.com
Copyright Heaven and Earth Designs 2006
Copyright Ruth Sanderson 2006

Heaven and Earth Designs

QS Unicorn Valley

(Large Format)

Chart No: HAERSQS 1009

By Michele Sayetta

Artwork by Ruth Sanderson

Finished Design Size 150 W by 134 H (6 X 5-1/4 H inches on 25ct fabric)

Heaven and Earth Designs
425 9th Street SW
Willmar MN 56201
320-214-7998
www.heavenandearthdesigns.com

Copyright Heaven and Earth Designs 2006
Copyright Ruth Sanderson 2006

Heaven and Earth Designs

QS Red Angel

Chart No: HAESBQS 925

By Michele Sayetta

Artwork by Sarah Butcher

Finished Design Size 150 W by 209 H (6 W X 8 1/4 H inches on 25ct fabric)

Heaven and Earth Designs
425 9th Street SW
Willmar MN 56201
320-214-7998
www.heavenandearthdesigns.com
Copyright Heaven and Earth Designs 2005
Copyright Sarah Butcher 2005

Instructions

The model for QS Red Angel is stitched over 1 on 25ct, Linen or Evenweave may be used. You may use 1 or 2 strands of floss depending on your preference.

It is recommended that you make working copies and enlarge to view detail and symbols.

We also suggest using a #28 needle when working over 1 on 25ct.

This is a large project that will offer many hours of stitching pleasure.

We thank you for purchasing this design and welcome any questions or comments
That you may have.

Heaven and Earth Designs

QS Red Angel

(Large Format)

Chart No: HAESBQS 925

By Michele Sayetta

Artwork by Sarah Butcher

Finished Design Size 150 W by 209 H (6 W X 8 1/4 H inches on 25ct fabric)

Heaven and Earth Designs
425 9th Street SW
Willmar MN 56201
320-214-7998
www.heavenandearthdesigns.com

Copyright Heaven and Earth Designs 2005
Copyright Sarah Butcher 2005

Instructions

The model for QS Red Angel is stitched over 1 on 25ct, Linen or Evenweave may be used. You may use 1 or 2 strands of floss depending on your preference.

It is recommended that you make working copies and enlarge to view detail and symbols.

We also suggest using a #28 needle when working over 1 on 25ct.

This is a large project that will offer many hours of stitching pleasure.

We thank you for purchasing this design and welcome any questions or comments
That you may have.

Heaven and Earth Designs

QS Red Witch

Chart No: HAELRQS 592

By Michele Sayetta

Artwork by Linda Ravenscroft



Finished Design Size 100 W by 110 H (4 W X 4-3/8 H inches on 25ct)

Heaven and Earth Designs
425 9th Street SW
Willmar MN 56201
320-214-7998
www.heavenandearthdesigns.com

Copyright Heaven and Earth Designs 2005
Copyright Linda Ravenscroft 2005
Licensing permission under Duirwaigh Gallery: http://www.Duirwaighgallery.com

Instructions

The model for QS Red Witch is stitched over 1 on 25 count Dublin Linen. Please use 1 strand of floss or 2 depending on your coverage preference.

It is recommended that you make working copies and enlarge to view detail and symbols.

You may also use the tent stitch or full crosses depending on your preference.

This is a large project that will offer many hours of stitching pleasure.

We thank you for purchasing this design and welcome any questions or comments that you may have.

Heaven and Earth Designs
Copyright Linda Ravenscroft 2005
Licensing permission under Duirwaigh Gallery: http://www.Duirwaighgallery.com

Heaven and Earth Designs

QS Red Witch

Chart No: HAEMDQS111

By Michele Sayetta

Artwork by Meredith Dillman

Finished Design Size 175 W by 242 H (7 W X 9-5/8 H inches on 25ct fabric)

Heaven and Earth Designs
425 9th Street SW
Willmar MN 56201
320-214-7998
www.heavenandearthdesigns.com

Copyright Heaven and Earth Designs 2006
Copyright Meredith Dillman 2006

http://www.meredithdillman.com/

Heaven and Earth Designs

QS Red Witch

(Large Format)

Chart No: HAEMDQS111

By Michele Sayetta

Artwork by Meredith Dillman

Finished Design Size 175 W by 242 H (7 W X 9-5/8 H inches on 25ct fabric)

Heaven and Earth Designs
425 9th Street SW
Willmar MN 56201
320-214-7998
www.heavenandearthdesigns.com

Copyright Heaven and Earth Designs 2006
Copyright Meredith Dillman 2006

http://www.meredithdillman.com/

Heaven and Earth Designs

QS Red Witch

(Large Format)

Chart No: HAELRQS 592

By Michele Sayetta

Artwork by Linda Ravenscroft



Finished Design Size 100 W by 110 H (4 W X 4-3/8 H inches on 25ct)

Heaven and Earth Designs
425 9th Street SW
Willmar MN 56201
320-214-7998
www.heavenandearthdesigns.com

Copyright Heaven and Earth Designs 2005
Copyright Linda Ravenscroft 2005
Licensing permission under Duirwaigh Gallery: http://www.Duirwaighgallery.com

Instructions

The model for QS Red Witch is stitched over 1 on 25 count Dublin Linen. Please use 1 strand of floss or 2 depending on your coverage preference.

It is recommended that you make working copies and enlarge to view detail and symbols.

You may also use the tent stitch or full crosses depending on your preference.

This is a large project that will offer many hours of stitching pleasure.

We thank you for purchasing this design and welcome any questions or comments that you may have.

Heaven and Earth Designs
Copyright Linda Ravenscroft 2005
Licensing permission under Duirwaigh Gallery: http://www.Duirwaighgallery.com

Heaven and Earth Designs

QS Return of Spring

(Large Format)

Chart No: HAEIDS012

By Michele Sayetta

Artwork by Ian Daniels

Finished Design Size 100 by 100 (4W X 4 H inches on 25ct fabric)

Heaven and Earth Designs
425 9th Street SW
Willmar MN 56201
320-214-7998
www.heavenandearthdesigns.com

Copyright Heaven and Earth Designs 2005
Copyright In Daniels 2005

Heaven and Earth Designs

QS Rose Dream

Chart No: HAEBAQS479

By Michele Sayetta

Artwork by Brigid Ashwood

Finished Design Size 150 W by 136 H (6- W X 5-3/8 H inches on 25ct fabric)

Heaven and Earth Designs
425 9th Street SW
Willmar MN 56201
320-214-7998
www.heavenandearthdesigns.com
Copyright Heaven and Earth Designs 2006

Heaven and Earth Designs

QS Rose Dream

(Large Format)

Chart No: HAEBAQS479

By Michele Sayetta

Artwork by Brigid Ashwood

Finished Design Size 150 W by 136 H (6- W X 5-3/8 H inches on 25ct fabric)

Heaven and Earth Designs
425 9th Street SW
Willmar MN 56201
320-214-7998
www.heavenandearthdesigns.com
Copyright Heaven and Earth Designs 2006

Heaven and Earth Designs

QS Rose Fae

Chart No: HAENTQS 801

By Michele Sayetta

Artwork by Nadia Tate

Finished Design Size 185 W by 259 H (7-3/8 W X 10-1/4 H inches on 25ct fabric)

Heaven and Earth Designs
425 9th Street SW
Willmar MN 56201
320-214-7998
www.heavenandearthdesigns.com
Copyright Heaven and Earth Designs 2006

Heaven and Earth Designs

QS Rose Fae

(Large Format)

Chart No: HAENTQS 801

By Michele Sayetta

Artwork by Nadia Tate

Finished Design Size 185 W by 259 H (7-3/8 W X 10-1/4 H inches on 25ct fabric)

Heaven and Earth Designs
425 9th Street SW
Willmar MN 56201
320-214-7998
www.heavenandearthdesigns.com
Copyright Heaven and Earth Designs 2006

Heaven and Earth Designs

QS Rose Tinted

By Michele Sayetta

Artwork by Linda Ravenscroft

Finished Design Size 100W by 85 H (4 WX 3 3/8 H inches on 25ct fabric)

Heaven and Earth Designs
425 9th Street SW
Willmar MN 56201
320-214-7998
www.heavenandearthdesigns.com

Copyright Heaven and Earth Designs 2005
Copyright Linda Ravenscroft 2005

Heaven and Earth Designs

QS Rose Tinted

(Large Format)

By Michele Sayetta

Artwork by Linda Ravenscroft

Finished Design Size 100W by 85 H (4 W X 3 3/8 H inches on 25ct fabric)

Heaven and Earth Designs
425 9th Street SW
Willmar MN 56201
320-214-7998
www.heavenandearthdesigns.com

Copyright Heaven and Earth Designs 2005
Copyright Linda Ravenscroft 2005

Heaven and Earth Designs

QS Ruby Fae

By Michele Sayetta

Artwork by Stacy Tippin

Heaven and Earth Designs
425 9th Street SW
Willmar MN 56201
320-214-7998
www.heavenandearthdesigns.com
Copyright Heaven and Earth Designs 2004

Heaven and Earth Designs

QS Ruby Fae

(Large Format)

By Michele Sayetta

Artwork by Stacy Tippin

Heaven and Earth Designs
425 9th Street SW
Willmar MN 56201
320-214-7998
www.heavenandearthdesigns.com
Copyright Heaven and Earth Designs 2004

Heaven and Earth Designs

QS Sagittarius ACEO

Chart No: HAESBQS218

By Michele Sayetta

Artwork by Sara Butcher

Finished Design Size 150 W by 210 H (6 W X 8 3/8 H inches on 25ct fabric)

Heaven and Earth Designs
425 9th Street SW
Willmar MN 56201
320-214-7998
www.heavenandearthdesigns.com
Copyright Heaven and Earth Designs 2005
Copyright Sara Butcher 2005

Instructions

The model for QS Sagittarius ACEO is stitched over 1 on 25ct, Linen or Evenweave may be used. You may use 1 or 2 strands of floss depending on your preference.

It is recommended that you make working copies and enlarge to view detail and symbols.

We also suggest using a #28 needle when working over 1 on 25ct.

This is a large project that will offer many hours of stitching pleasure.

We thank you for purchasing this design and welcome any questions or comments
That you may have.

Heaven and Earth Designs

QS Sagittarius ACEO

(Large Format)

Chart No: HAESBQS218

By Michele Sayetta

Artwork by Sara Butcher

Finished Design Size 150 W by 210 H (6 W X 8 3/8 H inches on 25ct fabric)

Heaven and Earth Designs
425 9th Street SW
Willmar MN 56201
320-214-7998
www.heavenandearthdesigns.com

Copyright Heaven and Earth Designs 2005
Copyright Sara Butcher 2005

Instructions

The model for QS Sagittarius ACEO is stitched over 1 on 25ct, Linen or Evenweave may be used. You may use 1 or 2 strands of floss depending on your preference.

It is recommended that you make working copies and enlarge to view detail and symbols.

We also suggest using a #28 needle when working over 1 on 25ct.

This is a large project that will offer many hours of stitching pleasure.

We thank you for purchasing this design and welcome any questions or comments
That you may have.

Heaven and Earth Designs

QS Sand Dune Fairy

Chart No: HAELVQS 232

By Michele Sayetta

Artwork by Lisa Victoria

Finished Design Size 150 W by 210 H (6 W X 8 -3/8 H inches on 25ct fabric)

Heaven and Earth Designs
425 9th Street SW
Willmar MN 56201
320-214-7998
www.heavenandearthdesigns.com
Copyright Heaven and Earth Designs 2006
Copyright Lisa Victoria 2006

Heaven and Earth Designs

QS Sand Dune Fairy

(Large Format)

Chart No: HAELVQS 232

By Michele Sayetta

Artwork by Lisa Victoria

Finished Design Size 150 W by 210 H (6 W X 8 -3/8 H inches on 25ct fabric)

Heaven and Earth Designs
425 9th Street SW
Willmar MN 56201
320-214-7998
www.heavenandearthdesigns.com

Copyright Heaven and Earth Designs 2006
Copyright Lisa Victoria 2006

Heaven and Earth Designs

QS Scent of Enchantment

Chart No: HAEA 032

By Michele Sayetta

Artwork by Amoreno

Finished Design Size 100W by 60 H (4W X 2 3/8 H inches on 25ct fabric)

Heaven and Earth Designs
425 9th Street SW
Willmar MN 56201
320-214-7998
www.heavenandearthdesigns.com
Copyright Heaven and Earth Designs
Copyright Amoreno

Heaven and Earth Designs

QS Scent of Enchantment

(Large Format)

Chart No: HAEA 032

By Michele Sayetta

Artwork by Amoreno

Finished Design Size 100W by 60 H (4W X 2 3/8 H inches on 25ct fabric)

Heaven and Earth Designs
425 9th Street SW
Willmar MN 56201
320-214-7998
www.heavenandearthdesigns.com
Copyright Heaven and Earth Designs
Copyright Amoreno

Heaven and Earth Designs

QS Scorpio ACEO

Chart No: HAESBQS 5568

By Michele Sayetta

Artwork by Sara Butcher

Finished Design Size 150 W by 210 H (6 W X 8 3/8 H inches on 25ct fabric)

Heaven and Earth Designs
425 9th Street SW
Willmar MN 56201
320-214-7998
www.heavenandearthdesigns.com
Copyright Heaven and Earth Designs 2005
Copyright Sara Butcher 2005

Instructions

The model for QS Sagittarius ACEO is stitched over 1 on 25ct, Linen or Evenweave may be used. You may use 1 or 2 strands of floss depending on your preference.

It is recommended that you make working copies and enlarge to view detail and symbols.

We also suggest using a #28 needle when working over 1 on 25ct.

This is a large project that will offer many hours of stitching pleasure.

We thank you for purchasing this design and welcome any questions or comments
That you may have.

Heaven and Earth Designs

QS Scorpio ACEO

(Large Format)

Chart No: HAESBQS 5568

By Michele Sayetta

Artwork by Sara Butcher

Finished Design Size 150 W by 210 H (6 W X 8 3/8 H inches on 25ct fabric)

Heaven and Earth Designs
425 9th Street SW
Willmar MN 56201
320-214-7998
www.heavenandearthdesigns.com
Copyright Heaven and Earth Designs 2005
Copyright Sara Butcher 2005

Instructions

The model for QS Sagittarius ACEO is stitched over 1 on 25ct, Linen or Evenweave may be used. You may use 1 or 2 strands of floss depending on your preference.

It is recommended that you make working copies and enlarge to view detail and symbols.

We also suggest using a #28 needle when working over 1 on 25ct.

This is a large project that will offer many hours of stitching pleasure.

We thank you for purchasing this design and welcome any questions or comments
That you may have.

Heaven and Earth Designs

QS Scotland

Chart No: HAEIDQS 593

By Michele Sayetta

Artwork by Ian Daniels

Finished Design Size 150 W by 153 H (6 W X 6 H inches on 25ct)

Heaven and Earth Designs
425 9th Street SW
Willmar MN 56201
320-214-7998
www.heavenandearthdesigns.com

Copyright Heaven and Earth Designs 2005
Copyright Ian Daniels 2005

Instructions

The model for QS Scotland is stitched over 1 on 25 count Dublin Linen. Please use 1 strand of floss or 2 depending on your coverage preference.

It is recommended that you make working copies and enlarge to view detail and symbols.

You may also use the tent stitch or full crosses depending on your preference.

This is a large project that will offer many hours of stitching pleasure.

We thank you for purchasing this design and welcome any questions or comments that you may have.

Heaven and Earth Designs
Copyright Jan Daniels 2005
Licensing permission under Duirwaigh Gallery: http://www.Duirwaighgallery.com

Heaven and Earth Designs

QS Scotland

(Large Format)

Chart No: HAEIDQS 593

By Michele Sayetta

Artwork by Ian Daniels

Finished Design Size 150 W by 153 H (6 W X 6 H inches on 25ct)

Heaven and Earth Designs
425 9th Street SW
Willmar MN 56201
320-214-7998
www.heavenandearthdesigns.com

Copyright Heaven and Earth Designs 2005
Copyright Ian Daniels 2005

Instructions

The model for QS Scotland is stitched over 1 on 25 count Dublin Linen. Please use 1 strand of floss or 2 depending on your coverage preference.

It is recommended that you make working copies and enlarge to view detail and symbols.

You may also use the tent stitch or full crosses depending on your preference.

This is a large project that will offer many hours of stitching pleasure.

We thank you for purchasing this design and welcome any questions or comments that you may have.

Heaven and Earth Designs
Copyright Jan Daniels 2005
Licensing permission under Duirwaigh Gallery: http://www.Duirwaighgallery.com

Heaven and Earth Designs

QS Sea Breeze

Chart No: HAECCKQS 1502

By Michele Sayetta

Artwork by Ching-Chou Kuik

Finished Design Size 175 W by 245 H (7 W X 9-3/4 H inches on 25ct fabric)

Heaven and Earth Designs
425 9th Street SW
Willmar MN 56201
320-214-7998
www.heavenandearthdesigns.com
Copyright Heaven and Earth Designs 2006

Heaven and Earth Designs

QS Sea Breeze

(Large Format)

Chart No: HAECCKQS 1502

By Michele Sayetta

Artwork by Ching-Chou Kuik

Finished Design Size 175 W by 245 H (7 W X 9-3/4 H inches on 25ct fabric)

Heaven and Earth Designs
425 9th Street SW
Willmar MN 56201
320-214-7998
www.heavenandearthdesigns.com
Copyright Heaven and Earth Designs 2006

Heaven and Earth Designs

QS Sea Snail

(Large Format)

By Michele Sayetta

Artwork by Sherri-Forrester-Baldy

Finished Design Size 100 W by 91 H (4 WX 3 5/8 H inches on 25ct fabric)

Heaven and Earth Designs
425 9th Street SW
Willmar MN 56201
320-214-7998
www.heavenandearthdesigns.com

Copyright Heaven and Earth Designs 2005
Copyright Sherri Forrester-Baldy 2005

Heaven and Earth Designs

QS Seahorse Garden

Chart No: HAENTQS 3907

By Michele Sayetta

Artwork by Nadia Tate

Finished Design Size 150 W by 211 H (6 W X 8-3/8 inches on 25ct)

Heaven and Earth Designs
425 9th Street SW
Willmar MN 56201
320-214-7998
www.heavenandearthdesigns.com

Copyright Heaven and Earth Designs 2006
Copyright Nadia Tate 2006

Heaven and Earth Designs

QS Seahorse Garden

(Large Format)

Chart No: HAENTQS 3907

By Michele Sayetta

Artwork by Nadia Tate

Finished Design Size 150 W by 211 H (6 W X 8-3/8 inches on 25ct)

Heaven and Earth Designs
425 9th Street SW
Willmar MN 56201
320-214-7998
www.heavenandearthdesigns.com

Copyright Heaven and Earth Designs 2006
Copyright Nadia Tate 2006

Heaven and Earth Designs

QS Seahorse Mermaid

Chart No: HAENTQS 2906

By Michele Sayetta

Artwork by Nadia Tate

Finished Design Size 150 W by 207 H (6 W X 8-1/4 inches on 25ct)

Heaven and Earth Designs
425 9th Street SW
Willmar MN 56201
320-214-7998
www.heavenandearthdesigns.com

Copyright Heaven and Earth Designs 2006
Copyright Nadia Tate 2006

Heaven and Earth Designs

QS Seahorse Mermaid

(Large Format)

Chart No: HAENTQS 2906

By Michele Sayetta

Artwork by Nadia Tate

Finished Design Size 150 W by 207 H (6 W X 8-1/4 inches on 25ct)

Heaven and Earth Designs
425 9th Street SW
Willmar MN 56201
320-214-7998
www.heavenandearthdesigns.com

Copyright Heaven and Earth Designs 2006
Copyright Nadia Tate 2006

Heaven and Earth Designs

QS Secrets

Chart No: HAEPT 127

By Michele Sayetta

Artwork by Stephanie Law

Finished Design Size 150W by 203 H (6 W X 8 H inches on 25ct fabric)

Heaven and Earth Designs
425 9th Street SW
Willmar MN 56201
320-214-7998
www.heavenandearthdesigns.com

Copyright Heaven and Earth Designs 2006
Copyright Stephanie Law 2006

Heaven and Earth Designs

QS Secrets

(Large Format)

Chart No: HAEPT 127

By Michele Sayetta

Artwork by Stephanie Law

Finished Design Size 150W by 203 H (6 W X 8 H inches on 25ct fabric)

Heaven and Earth Designs
425 9th Street SW
Willmar MN 56201
320-214-7998
www.heavenandearthdesigns.com

Copyright Heaven and Earth Designs 2006
Copyright Stephanie Law 2006

Heaven and Earth Designs

QS Shamrock Fae

Chart No: HANTQS482

By Michele Sayetta

Artwork by Nadia Tate

Finished Design Size 150 W by 211 H (6 WX 8-3/8 H inches on 25ct fabric)

Heaven and Earth Designs
425 9th Street SW
Willmar MN 56201
320-214-7998
www.heavenandearthdesigns.com
Copyright Heaven and Earth Designs 2006

Heaven and Earth Designs

QS Shamrock Fae

(Large Format)

Chart No: HANTQS482

By Michele Sayetta

Artwork by Nadia Tate

Finished Design Size 150 W by 211 H (6 WX 8-3/8 H inches on 25ct fabric)

Heaven and Earth Designs
425 9th Street SW
Willmar MN 56201
320-214-7998
www.heavenandearthdesigns.com
Copyright Heaven and Earth Designs 2006

Heaven and Earth Designs

QS Shimmer

Chart No: HAESFQS479

By Michele Sayetta

Artwork by Selina Fenech

Finished Design Size 175 W by 152 H (7 W X 6 H inches on 25ct fabric)

Heaven and Earth Designs
425 9th Street SW
Willmar MN 56201
320-214-7998
www.heavenandearthdesigns.com
Copyright Heaven and Earth Designs 2006

Heaven and Earth Designs

QS Shimmer

(Large Format)

Chart No: HAESFQS479

By Michele Sayetta

Artwork by Selina Fenech

Finished Design Size 175 W by 152 H (7 W X 6 H inches on 25ct fabric)

Heaven and Earth Designs
425 9th Street SW
Willmar MN 56201
320-214-7998
www.heavenandearthdesigns.com
Copyright Heaven and Earth Designs 2006

Heaven and Earth Designs

QS Ships and Shell

Chart No: HAEJWQS 009

By Michele Sayetta

Artwork by Josephine Wall

Finished Design Size 175 W by 110 H (7 WX 4-3/8 H inches on 25ct fabric)

Heaven and E arth Designs
425 9th Street SW
Willmar MN 56201
320-214-7998
www.heavenandearthdesigns.com
Copyright Heaven and Earth Designs 2006
http://www.josephinewall.com
Licensed by Art Impressions www.Artimpressionsinc.com

Heaven and Earth Designs

QS Ships and Shell

(Large Format)

Chart No: HAEJWQS 009

By Michele Sayetta

Artwork by Josephine Wall

Finished Design Size 175 W by 110 H (7 WX 4-3/8 H inches on 25ct fabric)

Heaven and E arth Designs
425 9th Street SW
Willmar MN 56201
320-214-7998
www.heavenandearthdesigns.com
Copyright Heaven and Earth Designs 2006
http://www.josephinewall.com
Licensed by Art Impressions www.Artimpressionsinc.com

Heaven and Earth Designs

QS Shy Moment

Chart No: HAEST921

By Michele Sayetta

Artwork by Stacey Tippin

Finished Design Size 150 W by 204 H (6- W X 8-1/8 H inches on 25ct fabric)

Heaven and Earth Designs
425 9th St SW
Willmar, MN 56201
320-214-7998
www.heavenandearthdesigns.com
Copyright Heaven and Earth Designs 2006

Heaven and Earth Designs

QS Shy Moment

(Large Format)

Chart No: HAEST921

By Michele Sayetta

Artwork by Stacey Tippin

Finished Design Size 150 W by 204 H (6- W X 8-1/8 H inches on 25ct fabric)

Heaven and Earth Designs
425 9th St SW
Willmar, MN 56201
320-214-7998
www.heavenandearthdesigns.com
Copyright Heaven and Earth Designs 2006

Heaven and Earth Designs

QS Silver Branch

Chart No: HAEIDQS475

By Michele Sayetta

Artwork by Ian Daniels

Finished Design Size 100 W by 95 H (4 W X 3–3/4 H inches on 25ct fabric)

Heaven and Earth Designs
425 9th Street SW
Willmar MN 56201
320-214-7998
www.heavenandearthdesigns.com
Copyright Heaven and Earth Designs 2004

Instructions

The model for QS Silver Branch is stitched over 1 on 25ct, Linen or Evenweave may be used. You may use 1 or 2 strands of floss depending on your preference.

It is recommended that you make working copies and enlarge to view detail and symbols.

We also suggest using a #28 needle when working over 1 on 25ct.

This is a large project that will offer many hours of stitching pleasure.

We thank you for purchasing this design and welcome any questions or comments
That you may have.

Heaven and Earth Designs

QS Silver Branch

(Large Format)

Chart No: HAEIDQS475

By Michele Sayetta

Artwork by Ian Daniels

Finished Design Size 100 W by 95 H (4 W X 3–3/4 H inches on 25ct fabric)

Heaven and Earth Designs
425 9th Street SW
Willmar MN 56201
320-214-7998
www.heavenandearthdesigns.com
Copyright Heaven and Earth Designs 2004

Instructions

The model for QS Silver Branch is stitched over 1 on 25ct, Linen or Evenweave may be used. You may use 1 or 2 strands of floss depending on your preference.

It is recommended that you make working copies and enlarge to view detail and symbols.

We also suggest using a #28 needle when working over 1 on 25ct.

This is a large project that will offer many hours of stitching pleasure.

We thank you for purchasing this design and welcome any questions or comments
That you may have.

Heaven and Earth Designs

QS Simple Joy Fae

Chart No: HAENTQS 805

By Michele Sayetta

Artwork by Nadia Tate

Finished Design Size 200 W by 244 H (8 W X 9-3/4 H inches on 25ct fabric)

Heaven and Earth Designs
425 9th Street SW
Willmar MN 56201
320-214-7998
www.heavenandearthdesigns.com
Copyright Heaven and Earth Designs 2006

Heaven and Earth Designs

QS Simple Joy Fae

(Large Format)

Chart No: HAENTQS 805

By Michele Sayetta

Artwork by Nadia Tate

Finished Design Size 200 W by 244 H (8 W X 9-3/4 H inches on 25ct fabric)

Heaven and Earth Designs
425 9th Street SW
Willmar MN 56201
320-214-7998
www.heavenandearthdesigns.com
Copyright Heaven and Earth Designs 2006

Heaven and Earth Designs

QS Sisters Under The Sun

By Michele Sayetta

Artwork by Stephanie Pui-Mun Law

Finished Design Size 100W by 150H (4W X 6 H inches on 25ct fabric)

Heaven and Earth Designs
633 18th Ave SW
Rochester, MN 55902
507-280-8249
www.heavenandearthdesigns.com

Copyright Heaven and Earth Designs 2005
Copyright Stephanie Pui-Mun Law 2005

Instructions

The model for QS Sisters Under The Sun is stitched over
1 on 25ct, Linen or Evenweave may be used. You may use 1 or 2 strands of floss depending on your preference.

It is recommended that you make working copies and enlarge to view detail and symbols.

We also suggest using a #28 needle when working over 1 on 25ct.

This is a large project that will offer many hours of stitching pleasure.

We thank you for purchasing this design and welcome any questions or comments that you may have.

Heaven and Earth Designs

QS Sisters Under The Sun

(Large Format)

By Michele Sayetta

Artwork by Stephanie Pui-Mun Law

Finished Design Size 100W by 150H (4W X 6 H inches on 25ct fabric)

Heaven and Earth Designs
633 18th Ave SW
Rochester, MN 55902
507-280-8249
www.heavenandearthdesigns.com

Copyright Heaven and Earth Designs 2005
Copyright Stephanie Pui-Mun Law 2005

Instructions

The model for QS Sisters Under The Sun is stitched over
1 on 25ct, Linen or Evenweave may be used. You may use 1 or 2 strands of floss depending on your preference.

It is recommended that you make working copies and enlarge to view detail and symbols.

We also suggest using a #28 needle when working over 1 on 25ct.

This is a large project that will offer many hours of stitching pleasure.

We thank you for purchasing this design and welcome any questions or comments that you may have.

Heaven and Earth Designs

QS Sitting Pretty

Chart No: HAELVQS 231

By Michele Sayetta

Artwork by Lisa Victoria

Finished Design Size 150 W by 210 H (6 W X 8 -3/8 H inches on 25ct fabric)

Heaven and Earth Designs
425 9th Street SW
Willmar MN 56201
320-214-7998
www.heavenandearthdesigns.com

Copyright Heaven and Earth Designs 2006
Copyright Lisa Victoria 2006

Heaven and Earth Designs

QS Sitting Pretty

(Large Format)

Chart No: HAELVQS 231

By Michele Sayetta

Artwork by Lisa Victoria

Finished Design Size 150 W by 210 H (6 W X 8 -3/8 H inches on 25ct fabric)

Heaven and Earth Designs
425 9th Street SW
Willmar MN 56201
320-214-7998
www.heavenandearthdesigns.com

Copyright Heaven and Earth Designs 2006
Copyright Lisa Victoria 2006

Heaven and Earth Designs

Quick Stitches -Snowflake

Chart No: HAESF032

By Michele Sayetta

Artwork by Selina Fenech

Finished Design Size 100W by 125H (4W X 5 H inches on 25ct fabric)

Heaven and Earth Designs
425 9th Street SW
Willmar MN 56201
320-214-7998
www.heavenandearthdesigns.com
Copyright Heaven and Earth Designs
Copyright Selina Fenech

QS–Snowflake

By Michele Sayetta

Artwork by Selina Fenech

Materials List

1	DMC	50 skeins	Refer to inside sheet

This chart pack, or any part of this design or chart may not be reproduced in whole or in part in any form without the written permission from Michele Sayetta.

©Copyright Heaven and Earth Designs.
©Copyright Selina Fenech

Heaven and Earth Designs

Quick Stitches -Snowflake

(Large Format)

Chart No: HAESF032

By Michele Sayetta

Artwork by Selina Fenech

Finished Design Size 1000W by 125H (4W X 5 H inches on 25ct fabric)

Heaven and Earth Designs
425 9th Street SW
Willmar MN 56201
320-214-7998
www.heavenandearthdesigns.com
Copyright Heaven and Earth Designs
Copyright Selina Fenech

QS–Snowflake

By Michele Sayetta

Artwork by Selina Fenech

Materials List

1	DMC	50 skeins	Refer to inside sheet

This chart pack, or any part of this design or chart may not be reproduced in whole or in part in any form without the written permission from Michele Sayetta.

©Copyright Heaven and Earth Designs.
©Copyright Selina Fenech

Heaven and Earth Designs

QS Snow-Kitty Fae

Chart No: HAENTQS4114

By Michele Sayetta

Artwork by Nadia Tate

Finished Design Size 150 W by 209 H (6 W X8-1/4 inches on 25ct)

Heaven and Earth Designs
425 9th Street SW
Willmar MN 56201
320-214-7998
www.heavenandearthdesigns.com

Copyright Heaven and Earth Designs 2006
Copyright Nadia Tate 2006

Heaven and Earth Designs

QS Snow-Kitty Fae

(Large Format)

Chart No: HAENTQS4114

By Michele Sayetta

Artwork by Nadia Tate

Finished Design Size 150 W by 209 H (6 W X8-1/4 inches on 25ct)

Heaven and Earth Designs
425 9th Street SW
Willmar MN 56201
320-214-7998
www.heavenandearthdesigns.com

Copyright Heaven and Earth Designs 2006
Copyright Nadia Tate 2006

Heaven and Earth Designs

QS Snow Pixie

Chart No: HAECHQS 242

By Michele Sayetta

Artwork by Carrie Hawks



Finished Design Size 150 W by 105 H (6W X 4-1/8 H inches on 25ct fabric)

Heaven and Earth Designs
425 9th Street SW
Willmar MN 56201
320-214-7998
www.heavenandearthdesigns.com
Copyright Heaven and Earth Designs
Copyright Carrie Hawks 2006

Heaven and Earth Designs

QS Snow Pixie

(Large Format)

Chart No: HAECHQS 242

By Michele Sayetta

Artwork by Carrie Hawks

Finished Design Size 150 W by 105 H (6W X 4-1/8 H inches on 25ct fabric)

Heaven and Earth Designs
425 9th Street SW
Willmar MN 56201
320-214-7998
www.heavenandearthdesigns.com

Copyright Heaven and Earth Designs
Copyright Carrie Hawks 2006

Heaven and Earth Designs

QS Solar

Chart No: HAESBQS 481

By Michele Sayetta

Artwork by Sara Butcher

Finished Design Size 150 W by 210 H (6- W X 8-3/8 H inches on 25ct fabric)

Heaven and Earth Designs
425 9th Street SW
Willmar MN 56201
320-214-7998
www.heavenandearthdesigns.com
Copyright Heaven and Earth Designs 2006

Heaven and Earth Designs

QS Solar

(Large Format)

Chart No: HAESBQS 481

By Michele Sayetta

Artwork by Sara Butcher

Finished Design Size 150 W by 210 H (6- W X 8-3/8 H inches on 25ct fabric)

Heaven and Earth Designs
425 9th Street SW
Willmar MN 56201
320-214-7998
www.heavenandearthdesigns.com
Copyright Heaven and Earth Designs 2006

Heaven and Earth Designs

QS Spirit of Fire

Chart No: HAEARQS 140

By Michele Sayetta

Artwork by Amanda Robison

Finished Design Size 200 by 150H (8 W X 6 H inches on 25ct fabric)

Heaven and Earth Designs
425 9th Street SW
Willmar, MN 56201
320-214-7998
www.heavenandearthdesigns.com
Copyright Heaven and Earth Designs 2006
Copyright Amanda Robison 2006

Heaven and Earth Designs

QS Spirit of Fire

(Large Format)

Chart No: HAEARQS 140

By Michele Sayetta

Artwork by Amanda Robison

Finished Design Size 200 by 150H (8 W X 6 H inches on 25ct fabric)

Heaven and Earth Designs
425 9th Street SW
Willmar, MN 56201
320-214-7998
www.heavenandearthdesigns.com

Copyright Heaven and Earth Designs 2006
Copyright Amanda Robison 2006

Heaven and Earth Designs

QS Spirit of Winter Faery

Chart No: HAEJWQS 010

By Michele Sayetta

Artwork by Josephine Wall

Finished Design Size 180 W by 150 H (7-1/8 W X 6 H inches on 25ct fabric)

Heaven and Earth Designs
425 9th Street SW
Willmar MN 56201
320-214-7998
www.heavenandearthdesigns.com
Copyright Heaven and Earth Designs 2006
http://www.josephinewall.com
Licensed by Art Impressions www.Artimpressionsinc.com

Heaven and Earth Designs

QS Spirit of Winter Faery

(Large Format)

Chart No: HAEJWQS 010

By Michele Sayetta

Artwork by Josephine Wall

Finished Design Size 180 W by 150 H (7-1/8 W X 6 H inches on 25ct fabric)

Heaven and Earth Designs
425 9th Street SW
Willmar MN 56201
320-214-7998
www.heavenandearthdesigns.com
Copyright Heaven and Earth Designs 2006
http://www.josephinewall.com
Licensed by Art Impressions www.Artimpressionsinc.com

Heaven and Earth Designs

QS Spring

Chart No: HAESBQS 480

By Michele Sayetta

Artwork by Sara Butcher

Finished Design Size 150 W by 210 H (6- W X 8-3/8 H inches on 25ct fabric)

Heaven and Earth Designs
425 9th Street SW
Willmar MN 56201
320-214-7998
www.heavenandearthdesigns.com
Copyright Heaven and Earth Designs 2006

Heaven and Earth Designs

QS Spring Fairy

Chart No: HAECCKQS302

By Michele Sayetta

Artwork by Ching-Chou Kuik

Finished Design Size 175 W by 241 H (7 W X 9-5/8 H inches on 25ct fabric)

Heaven and Earth Designs
425 9th Street SW
Willmar MN 56201
320-214-7998
www.heavenandearthdesigns.com
Copyright Heaven and Earth Designs 2006

Heaven and Earth Designs

QS Spring Fairy

(Large Format)

Chart No: HAECCKQS 302

By Michele Sayetta

Artwork by Ching-Chou Kuik

Finished Design Size 175 W by 241 H (7 W X 9-5/8 H inches on 25ct fabric)

Heaven and Earth Designs
425 9th Street SW
Willmar MN 56201
320-214-7998
www.heavenandearthdesigns.com
Copyright Heaven and Earth Designs 2006

Heaven and Earth Designs

QS Spring

(Large Format)

Chart No: HAESBQS 480

By Michele Sayetta

Artwork by Sara Butcher

Finished Design Size 150 W by 210 H (6- W X 8-3/8 H inches on 25ct fabric)

Heaven and Earth Designs
425 9th Street SW
Willmar MN 56201
320-214-7998
www.heavenandearthdesigns.com
Copyright Heaven and Earth Designs 2006

Heaven and Earth Designs

QS Star

Chart No: HAESBQS 479

By Michele Sayetta

Artwork by Sara Butcher

Finished Design Size 150 W by 210 H (6- W X 8-3/8 H inches on 25ct fabric)

Heaven and Earth Designs
425 9th Street SW
Willmar MN 56201
320-214-7998
www.heavenandearthdesigns.com
Copyright Heaven and Earth Designs 2006

Heaven and Earth Designs

QS Star Fae

Chart No: HAENTQS 2908

By Michele Sayetta

Artwork by Nadia Tate

Finished Design Size 150 W by 209 H (6 W X 8-1/4 inches on 25ct)

Heaven and Earth Designs
425 9th Street SW
Willmar MN 56201
320-214-7998
www.heavenandearthdesigns.com

Copyright Heaven and Earth Designs 2006
Copyright Nadia Tate 2006

Heaven and Earth Designs

QS Star Fae

(Large Format)

Chart No: HAENTQS 2908

By Michele Sayetta

Artwork by Nadia Tate

Finished Design Size 150 W by 209 H (6 W X 8-1/4 inches on 25ct)

Heaven and Earth Designs
425 9th Street SW
Willmar MN 56201
320-214-7998
www.heavenandearthdesigns.com

Copyright Heaven and Earth Designs 2006
Copyright Nadia Tate 2006

Heaven and Earth Designs

QS Star

(Large Format)

Chart No: HAESBQS 479

By Michele Sayetta

Artwork by Sara Butcher

Finished Design Size 150 W by 210 H (6- W X 8-3/8 H inches on 25ct fabric)

Heaven and Earth Designs
425 9th Street SW
Willmar MN 56201
320-214-7998
www.heavenandearthdesigns.com
Copyright Heaven and Earth Designs 2006

Heaven and Earth Designs

QS Star Mermaid

Chart No: HAENTQS 2902

By Michele Sayetta

Artwork by Nadia Tate

Finished Design Size 175 W by 248 H (7 W X 9-7/8 H inches on 25ct fabric)

Heaven and Earth Designs
425 9th Street SW
Willmar MN 56201
320-214-7998
www.heavenandearthdesigns.com
Copyright Heaven and Earth Designs 2006

Heaven and Earth Designs

QS Star Mermaid

(Large Format)

Chart No: HAENTQS 2902

By Michele Sayetta

Artwork by Nadia Tate

Finished Design Size 175 W by 248 H (7 W X 9-7/8 H inches on 25ct fabric)

Heaven and Earth Designs
425 9th Street SW
Willmar MN 56201
320-214-7998
www.heavenandearthdesigns.com
Copyright Heaven and Earth Designs 2006

Heaven and Earth Designs

QS Stardust

Chart No: HAESGF 036

By Michele Sayetta

Artwork by Selenia Fenech

Finished Design Size 150 W by 125 H (6 W X 5 H inches on 25ct fabric)

Heaven and Earth Designs
425 9th Street SW
Willmar MN 56201
320-214-7998
www.heavenandearthdesigns.com

Copyright Heaven and Earth Designs 2006
Copyright Selina Fenech 2006

Heaven and Earth Designs

QS Stardust

(Large Format)

Chart No: HAESGF 036

By Michele Sayetta

Artwork by Selenia Fenech

Finished Design Size 150 W by 125 H (6 W X 5 H inches on 25ct fabric)

Heaven and Earth Designs
425 9th Street SW
Willmar MN 56201
320-214-7998
www.heavenandearthdesigns.com

Copyright Heaven and Earth Designs 2006
Copyright Selina Fenech 2006

Heaven and Earth Designs

QS Starlight Fairy

By Michele Sayetta

Artwork by Bernadette Lusk

Heaven and Earth Designs
425 9th Street SW
Willmar MN 56201
320-214-7998
www.heavenandearthdesigns.com
Copyright Heaven and Earth Designs 2004

Instructions

The model for QS Starlight Fairy is stitched over 1 on 25ct, Linen or Evenweave may be used. You may use 1 or 2 strands of floss depending on your preference.

It is recommended that you make working copies and enlarge to view detail and symbols.

We also suggest using a #28 needle when working over 1 on 25ct.

This is a large project that will offer many hours of stitching pleasure.

We thank you for purchasing this design and welcome any questions or comments
That you may have.

Heaven and Earth Designs

QS Starlight Fairy

(Large Format)

By Michele Sayetta

Artwork by Bernadette Lusk

Heaven and Earth Designs
425 9th Street SW
Willmar MN 56201
320-214-7998
www.heavenandearthdesigns.com
Copyright Heaven and Earth Designs 2004

Instructions

The model for QS Starlight Fairy is stitched over 1 on 25ct, Linen or Evenweave may be used. You may use 1 or 2 strands of floss depending on your preference.

It is recommended that you make working copies and enlarge to view detail and symbols.

We also suggest using a #28 needle when working over 1 on 25ct.

This is a large project that will offer many hours of stitching pleasure.

We thank you for purchasing this design and welcome any questions or comments
That you may have.

Heaven and Earth Designs

QS Starlight Princess

Chart No: HAEBLQS 1902

By Michele Sayetta

Artwork by Bernadette Lusk

Finished Design Size 175 W by 211 H (6-1/2 W X 9-1/8 H inches on 25ct fabric)

Heaven and Earth Designs
425 9th Street SW
Willmar MN 56201
320-214-7998
www.heavenandearthdesigns.com
Copyright Heaven and Earth Designs 2006

Heaven and Earth Designs

QS Starlight Princess

(Large Format)

Chart No: HAEBLQS 1902

By Michele Sayetta

Artwork by Bernadette Lusk

Finished Design Size 175 W by 211 H (6-1/2 W X 9-1/8 H inches on 25ct fabric)

Heaven and Earth Designs
425 9th Street SW
Willmar MN 56201
320-214-7998
www.heavenandearthdesigns.com
Copyright Heaven and Earth Designs 2006

Heaven and Earth Designs

QS Starshine

Chart No: HAEST921

By Michele Sayetta

Artwork by Stacey Tippin

Finished Design Size 150 W by 205 H (6- W X 8-1/8 H inches on 25ct fabric)

Heaven and Earth Designs
425 9th St SW
Willmar, MN 56201
320-214-7998
www.heavenandearthdesigns.com
Copyright Heaven and Earth Designs 2006

Heaven and Earth Designs

QS Starshine

(Large Format)

Chart No: HAEST921

By Michele Sayetta

Artwork by Stacey Tippin

Finished Design Size 150 W by 205 H (6- W X 8-1/8 H inches on 25ct fabric)

Heaven and Earth Designs
425 9th St SW
Willmar, MN 56201
320-214-7998
www.heavenandearthdesigns.com
Copyright Heaven and Earth Designs 2006

Heaven and Earth Designs

QS Stella

By Michele Sayetta

Artwork by Selina Fenech

Finished Design Size 100W by 103H (4W X 4 H inches on 25ct fabric)

Heaven and Earth Designs
425 9th Street SW
Willmar MN 56201
320-214-7998
www.heavenandearthdesigns.com
Copyright Heaven and Earth Designs 2005
Copyright Selina Fe nech 2005

Heaven and Earth Designs

QS Stella

(Large Format)

By Michele Sayetta

Artwork by Selina Fenech

Finished Design Size 100W by 103H (4W X 4 H inches on 25ct fabric)

Heaven and Earth Designs
425 9th Street SW
Willmar MN 56201
320-214-7998
www.heavenandearthdesigns.com
Copyright Heaven and Earth Designs 2005
Copyright Selina Fe nech 2005

Heaven and Earth Designs

QS Storykeeper

Chart No: HAESFQS 12

By Michele Sayetta

Artwork by Selene Fenech

Finished Design Size 150 W by 138 H (6 WX 5-1/2 H inches on 25ct fabric)

Heaven and Earth Designs
425 9th Street SW
Willmar MN 56201
320-214-7998
www.heavenandearthdesigns.com
Copyright Heaven and Earth Designs 2004

Instructions

The model for QS Storykeeper is stitched over 1 on 25ct, Linen or Evenweave may be used. You may use 1 or 2 strands of floss depending on your preference.

It is recommended that you make working copies and enlarge to view detail and symbols.

We also suggest using a #28 needle when working over 1 on 25ct.

This is a large project that will offer many hours of stitching pleasure.

We thank you for purchasing this design and welcome any questions or comments
That you may have.

Heaven and Earth Designs

QS Storykeeper

(Large Format)

Chart No: HAESFQS 12

By Michele Sayetta

Artwork by Selene Fenech

Finished Design Size 150 W by 138 H (6 WX 5-1/2 H inches on 25ct fabric)

Heaven and Earth Designs
425 9th Street SW
Willmar MN 56201
320-214-7998
www.heavenandearthdesigns.com
Copyright Heaven and Earth Designs 2004

Instructions

The model for QS Storykeeper is stitched over 1 on 25ct, Linen or Evenweave may be used. You may use 1 or 2 strands of floss depending on your preference.

It is recommended that you make working copies and enlarge to view detail and symbols.

We also suggest using a #28 needle when working over 1 on 25ct.

This is a large project that will offer many hours of stitching pleasure.

We thank you for purchasing this design and welcome any questions or comments
That you may have.

Heaven and Earth Designs

QS Summer ACEO

Chart No: HAESBQS 295

By Michele Sayetta

Artwork by Sarah Butcher

Finished Design Size 150 W by 211 H (6 W X 8 3/8 H inches on 25ct fabric)

Heaven and Earth Designs
425 9th Street SW
Willmar MN 56201
320-214-7998
www.heavenandearthdesigns.com
Copyright Heaven and Earth Designs 2005
Copyright Sarah Butcher 2005

Instructions

The model for QS SummerACEO is stitched over 1 on 25ct, Linen or Evenweave may be used. You may use 1 or 2 strands of floss depending on your preference.

It is recommended that you make working copies and enlarge to view detail and symbols.

We also suggest using a #28 needle when working over 1 on 25ct.

This is a large project that will offer many hours of stitching pleasure.

We thank you for purchasing this design and welcome any questions or comments
That you may have.

Heaven and Earth Designs

QS Summer ACEO

(Large Format)

Chart No: HAESBQS 295

By Michele Sayetta

Artwork by Sarah Butcher

Finished Design Size 150 W by 211 H (6 W X 8 3/8 H inches on 25ct fabric)

Heaven and Earth Designs
425 9th Street SW
Willmar MN 56201
320-214-7998
www.heavenandearthdesigns.com

Copyright Heaven and Earth Designs 2005
Copyright Sarah Butcher 2005

Instructions

The model for QS SummerACEO is stitched over 1 on 25ct, Linen or Evenweave may be used. You may use 1 or 2 strands of floss depending on your preference.

It is recommended that you make working copies and enlarge to view detail and symbols.

We also suggest using a #28 needle when working over 1 on 25ct.

This is a large project that will offer many hours of stitching pleasure.

We thank you for purchasing this design and welcome any questions or comments
That you may have.

Heaven and Earth Designs

QS Summer Fairy

Chart No: HAERAQS501

By Michele Sayetta

Artwork by Rachel Anderson

Finished Design Size 100W by 88 H (4 WX 3-1/2 H inches on 25ct fabric)

Heaven and Earth Designs
425 9th Street SW
Willmar MN 56201
320-214-7998
www.heavenandearthdesigns.com
Copyright Heaven and Earth Designs 2005
Copyright Rachel Anderson 2005

Heaven and Earth Designs

QS Summer Fairy

(Large Format)

Chart No: HAERAQS 501

By Michele Sayetta

Artwork by Rachel Anderson

Finished Design Size 100W by 88 H (4 WX 3-1/2 H inches on 25ct fabric)

Heaven and Earth Designs
425 9th Street SW
Willmar MN 56201
320-214-7998
www.heavenandearthdesigns.com

Copyright Heaven and Earth Designs 2005
Copyright Rachel Anderson 2005

Heaven and Earth Designs

QS Sun Mermaid

Chart No: HAENTQS 2901

By Michele Sayetta

Artwork by Nadia Tate

Finished Design Size 175 W by 244 H (7 W X 9-3/4 H inches on 25ct fabric)

Heaven and Earth Designs
425 9th Street SW
Willmar MN 56201
320-214-7998
www.heavenandearthdesigns.com
Copyright Heaven and Earth Designs 2006

Heaven and Earth Designs

QS Sun Mermaid

(Large Format)

Chart No: HAENTQS 2901

By Michele Sayetta

Artwork by Nadia Tate

Finished Design Size 175 W by 244 H (7 W X 9-3/4 H inches on 25ct fabric)

Heaven and Earth Designs
425 9th Street SW
Willmar MN 56201
320-214-7998
www.heavenandearthdesigns.com
Copyright Heaven and Earth Designs 2006

Heaven and Earth Designs

QS Sunflower-Kitty Fae

Chart No: HAENTQS4112

By Michele Sayetta

Artwork by Nadia Tate

Finished Design Size 175 W by 244 H (7 WX 9-3/4 inches on 25ct)

Heaven and Earth Designs
425 9th Street SW
Willmar MN 56201
320-214-7998
www.heavenandearthdesigns.com

Copyright Heaven and Earth Designs 2006
Copyright Nadia Tate 2006

Heaven and Earth Designs

QS Sunflower-Kitty Fae

(Large Format)

Chart No: HAENTQS4112

By Michele Sayetta

Artwork by Nadia Tate

Finished Design Size 175 W by 244 H (7 WX 9-3/4 inches on 25ct)

Heaven and Earth Designs
425 9th Street SW
Willmar MN 56201
320-214-7998
www.heavenandearthdesigns.com

Copyright Heaven and Earth Designs 2006
Copyright Nadia Tate 2006

Heaven and Earth Designs

QS Swans

By Michele Sayetta

Artwork by Sanderson



Finished Design Size 100W by 66 H (4 WX 2 5/8 H inches on 25ct fabric)

Heaven and Earth Designs
425 9th Street SW
Willmar MN 56201
320-214-7998
www.heavenandearthdesigns.com
Copyright Heaven and Earth Designs 2005
Copyright Sanderson 2005

Heaven and Earth Designs

QS Swans

(Large Format)

By Michele Sayetta

Artwork by Sanderson



Finished Design Size 100W by 66 H (4 W X 2 5/8 H inches on 25ct fabric)

Heaven and Earth Designs
425 9th Street SW
Willmar MN 56201
320-214-7998
www.heavenandearthdesigns.com

Copyright Heaven and Earth Designs 2005
Copyright Sanderson 2005

Heaven and Earth Designs

QS Sweetpea Fae

Chart No: HAENTQS4112

By Michele Sayetta

Artwork by Nadia Tate

Finished Design Size 175 W by 244 H (7 WX 9-3/4 inches on 25ct)

Heaven and Earth Designs
425 9th Street SW
Willmar MN 56201
320-214-7998
www.heavenandearthdesigns.com

Copyright Heaven and Earth Designs 2006
Copyright Nadia Tate 2006

Heaven and Earth Designs

QS Sweetpea Fae

(Large Format)

Chart No: HAENTQS4112

By Michele Sayetta

Artwork by Nadia Tate

Finished Design Size 175 W by 244 H (7 WX 9-3/4 inches on 25ct)

Heaven and Earth Designs
425 9th Street SW
Willmar MN 56201
320-214-7998
www.heavenandearthdesigns.com

Copyright Heaven and Earth Designs 2006
Copyright Nadia Tate 2006

Heaven and Earth Designs

QS Swimming with Dolphins

Chart No: HAENTQS4111

By Michele Sayetta

Artwork by Nadia Tate

Finished Design Size 175 W by 247 H (7 WX 9-7/8 inches on 25ct)

Heaven and Earth Designs
425 9th Street SW
Willmar MN 56201
320-214-7998
www.heavenandearthdesigns.com

Copyright Heaven and Earth Designs 2006
Copyright Nadia Tate 2006

Heaven and Earth Designs

QS Swimming with Dolphins

(Large Format)

Chart No: HAENTQS4111

By Michele Sayetta

Artwork by Nadia Tate

Finished Design Size 175 W by 247 H (7 WX 9-7/8 inches on 25ct)

Heaven and Earth Designs
425 9th Street SW
Willmar MN 56201
320-214-7998
www.heavenandearthdesigns.com

Copyright Heaven and Earth Designs 2006
Copyright Nadia Tate 2006

Heaven and Earth Designs

QS Sylph

By Michele Sayetta

Artwork by Brigid Ashwood

Finished Design Size 100W by 94 H (4 W X 3 3/4 H inches on 25ct fabric)

Heaven and Earth Designs
425 9th Street SW
Willmar MN 56201
320-214-7998
www.heavenandearthdesigns.com

Copyright Heaven and Earth Designs 2005
Copyright Brigid Ashwood 2005

Heaven and Earth Designs

QS Sylph

(Large Format)

By Michele Sayetta

Artwork by Brigid Ashwood

Finished Design Size 100W by 94 H (4 W X 3 3/4 H inches on 25ct fabric)

Heaven and Earth Designs
425 9th Street SW
Willmar MN 56201
320-214-7998
www.heavenandearthdesigns.com

Copyright Heaven and Earth Designs 2005
Copyright Brigid Ashwood 2005

Heaven and Earth Designs

QS Tahliana, Flower-Bud Fairy

Chart No: HAENTQS 2908

By Michele Sayetta

Artwork by Nadia Tate

Finished Design Size 200 W by 280 H (8 W X 11-1/8 inches on 25ct)

Heaven and Earth Designs
425 9th Street SW
Willmar MN 56201
320-214-7998
www.heavenandearthdesigns.com

Copyright Heaven and Earth Designs 2006
Copyright Nadia Tate 2006

Heaven and Earth Designs

QS Tahliana, Flower-Bud Fairy

(Large Format)

Chart No: HAENTQS 2909

By Michele Sayetta

Artwork by Nadia Tate

Finished Design Size 200 W by 280 H (8 W X 11-1/8 inches on 25ct)

Heaven and Earth Designs
425 9th Street SW
Willmar MN 56201
320-214-7998
www.heavenandearthdesigns.com

Copyright Heaven and Earth Designs 2006
Copyright Nadia Tate 2006

Heaven and Earth Designs

QS Taurus ACEO

Chart No: HAESBQS 128

By Michele Sayetta

Artwork by Sara Butcher

Finished Design Size 150 W by 210 H (6 W X 8 3/8 H inches on 25ct fabric)

Heaven and Earth Designs
425 9th Street SW
Willmar MN 56201
320-214-7998
www.heavenandearthdesigns.com
Copyright Heaven and Earth Designs 2005
Copyright Sara Butcher 2005

Instructions

The model for QS Taurus ACEO is stitched over 1 on 25ct, Linen or Evenweave may be used. You may use 1 or 2 strands of floss depending on your preference.

It is recommended that you make working copies and enlarge to view detail and symbols.

We also suggest using a #28 needle when working over 1 on 25ct.

This is a large project that will offer many hours of stitching pleasure.

We thank you for purchasing this design and welcome any questions or comments
That you may have.

Heaven and Earth Designs

QS Taurus ACEO

(Large Format)

Chart No: HAESBQS 128

By Michele Sayetta

Artwork by Sara Butcher

Finished Design Size 150 W by 210 H (6 W X 8 3/8 H inches on 25ct fabric)

Heaven and Earth Designs
425 9th Street SW
Willmar MN 56201
320-214-7998
www.heavenandearthdesigns.com

Copyright Heaven and Earth Designs 2005
Copyright Sara Butcher 2005

Instructions

The model for QS Taurus ACEO is stitched over 1 on 25ct, Linen or Evenweave may be used. You may use 1 or 2 strands of floss depending on your preference.

It is recommended that you make working copies and enlarge to view detail and symbols.

We also suggest using a #28 needle when working over 1 on 25ct.

This is a large project that will offer many hours of stitching pleasure.

We thank you for purchasing this design and welcome any questions or comments
That you may have.

Heaven and Earth Designs

QS Temptation

Chart No: HASBQS 480

By Michele Sayetta

Artwork by Sara Butcher

Finished Design Size 150 W by 150 H (6 WX 6 H inches on 25ct fabric)

Heaven and Earth Designs
425 9th Street SW
Willmar MN 56201
320-214-7998
www.heavenandearthdesigns.com
Copyright Heaven and Earth Designs 2006

Heaven and Earth Designs

QS Temptation

(Large Format)

Chart No: HASBQS 480

By Michele Sayetta

Artwork by Sara Butcher

Finished Design Size 150 W by 150 H (6 WX 6 H inches on 25ct fabric)

Heaven and Earth Designs
425 9th Street SW
Willmar MN 56201
320-214-7998
www.heavenandearthdesigns.com
Copyright Heaven and Earth Designs 2006

Heaven and Earth Designs

QS The Langsuir

Chart No: HAEIDQS 699

By Michele Sayetta

Artwork by Ian Daniels

Finished Design Size 150 W by 200 H (6 W X 8 H inches on 25ct fabric)

Heaven and Earth Designs
425 9th Street SW
Willmar MN 56201
320-214-7998
www.heavenandearthdesigns.com
Copyright Heaven and Earth Designs 2004

Instructions

The model for QS The Langsuir is stitched over 1 on 25ct, Linen or Evenweave may be used. You may use 1 or 2 strands of floss depending on your preference.

It is recommended that you make working copies and enlarge to view detail and symbols.

We also suggest using a #28 needle when working over 1 on 25ct.

This is a large project that will offer many hours of stitching pleasure.

We thank you for purchasing this design and welcome any questions or comments
That you may have.

Heaven and Earth Designs

QS The Langsuir

(Large Format)

Chart No: HAEIDQS 699

By Michele Sayetta

Artwork by Ian Daniels

Finished Design Size 150 W by 200 H (6 W X 8 H inches on 25ct fabric)

Heaven and Earth Designs
425 9th Street SW
Willmar MN 56201
320-214-7998
www.heavenandearthdesigns.com
Copyright Heaven and Earth Designs 2004

Instructions

The model for QS The Langsuir is stitched over 1 on 25ct, Linen or Evenweave may be used. You may use 1 or 2 strands of floss depending on your preference.

It is recommended that you make working copies and enlarge to view detail and symbols.

We also suggest using a #28 needle when working over 1 on 25ct.

This is a large project that will offer many hours of stitching pleasure.

We thank you for purchasing this design and welcome any questions or comments
That you may have.

Heaven and Earth Designs

QS The Pink Rose

By Michele Sayetta

Artwork by Charles Lenoir

Finished Design Size 100W by 126H (4W X 5 H inches on 25ct fabric)

Heaven and Earth Designs
425 9th Street SW
Willmar MN 56201
320-214-7998
www.heavenandearthdesigns.com
Copyright Heaven and Earth Designs 2005

Heaven and Earth Designs

QS Titania

Chart No: HAEIDQS474

By Michele Sayetta

Artwork by Marc Potts

Heaven and Earth Designs
425 9th Street SW
Willmar MN 56201
320-214-7998
www.heavenandearthdesigns.com
Copyright Heaven and Earth Designs 2004

Instructions

The model for QS Titania is stitched over 1 on 25ct, Linen or Evenweave may be used. You may use 1 or 2 strands of floss depending on your preference.

It is recommended that you make working copies and enlarge to view detail and symbols.

We also suggest using a #28 needle when working over 1 on 25ct.

This is a large project that will offer many hours of stitching pleasure.

We thank you for purchasing this design and welcome any questions or comments
That you may have.

Heaven and Earth Designs

QS Titania

By Michele Sayetta

Artwork by Jessica Galbreth

Heaven and Earth Designs
425 9th Street SW
Willmar MN 56201
320-214-7998
www.heavenandearthdesigns.com
Copyright Heaven and Earth Designs 2004

Instructions

The model for QS Titania is stitched over 1 on 25ct, Linen or Evenweave may be used. You may use 1 or 2 strands of floss depending on your preference.

It is recommended that you make working copies and enlarge to view detail and symbols.

We also suggest using a #28 needle when working over 1 on 25ct.

This is a large project that will offer many hours of stitching pleasure.

We thank you for purchasing this design and welcome any questions or comments
That you may have.

Heaven and Earth Designs

QS Titania

(Large Format)

By Michele Sayetta

Artwork by Jessica Galbreth

Heaven and Earth Designs
425 9th Street SW
Willmar MN 56201
320-214-7998
www.heavenandearthdesigns.com
Copyright Heaven and Earth Designs 2004

Instructions

The model for QS Titania is stitched over 1 on 25ct, Linen or Evenweave may be used. You may use 1 or 2 strands of floss depending on your preference.

It is recommended that you make working copies and enlarge to view detail and symbols.

We also suggest using a #28 needle when working over 1 on 25ct.

This is a large project that will offer many hours of stitching pleasure.

We thank you for purchasing this design and welcome any questions or comments
That you may have.

Heaven and Earth Designs

QS Titania

(Large Format)

Chart No: HAEIDQS474

By Michele Sayetta

Artwork by Marc Potts

Heaven and Earth Designs
425 9th Street SW
Willmar MN 56201
320-214-7998
www.heavenandearthdesigns.com
Copyright Heaven and Earth Designs 2004

Instructions

The model for QS Titania is stitched over 1 on 25ct, Linen or Evenweave may be used. You may use 1 or 2 strands of floss depending on your preference.

It is recommended that you make working copies and enlarge to view detail and symbols.

We also suggest using a #28 needle when working over 1 on 25ct.

This is a large project that will offer many hours of stitching pleasure.

We thank you for purchasing this design and welcome any questions or comments
That you may have.

Heaven and Earth Designs

QS Titania

Chart No: HAESTQS924

By Michele Sayetta

Artwork by Stacey Tippin

Finished Design Size 150 W by 175 H (5-1/4 W X 6-1/4 H inches on 25ct fabric)

Heaven and Earth Designs
425 9th St SW
Willmar, MN 56201
320-214-7998
www.heavenandearthdesigns.com
Copyright Heaven and Earth Designs 2006

Heaven and Earth Designs

QS Titania

(Large Format)

Chart No: HAESTQS924

By Michele Sayetta

Artwork by Stacey Tippin

Finished Design Size 150 W by 175 H (5-1/4 W X 6-1/4 H inches on 25ct fabric)

Heaven and Earth Designs
425 9th St SW
Willmar, MN 56201
320-214-7998
www.heavenandearthdesigns.com
Copyright Heaven and Earth Designs 2006

Heaven and Earth Designs

QS Tomboy Color

(Large Format)

Chart No: HAESFQS700

By Michele Sayetta

Artwork by Selene Fenech

Finished Design Size 150 W by 117 H (6 WX 4-5/8 H inches on 25ct fabric)

Heaven and Earth Designs
425 9th Street SW
Willmar MN 56201
320-214-7998
www.heavenandearthdesigns.com
Copyright Heaven and Earth Designs 2004

Instructions

The model for QS Tomboy is stitched over 1 on 25ct, Linen or Evenweave may be used. You may use 1 or 2 strands of floss depending on your preference.

It is recommended that you make working copies and enlarge to view detail and symbols.

We also suggest using a #28 needle when working over 1 on 25ct.

This is a large project that will offer many hours of stitching pleasure.

We thank you for purchasing this design and welcome any questions or comments
That you may have.

Heaven and Earth Designs

QS Tomboy Color

Chart No: HAESFQS700

By Michele Sayetta

Artwork by Selene Fenech

Finished Design Size 150 W by 117 H (6 WX 4-5/8 H inches on 25ct fabric)

Heaven and Earth Designs
425 9th Street SW
Willmar MN 56201
320-214-7998
www.heavenandearthdesigns.com
Copyright Heaven and Earth Designs 2004

Instructions

The model for QS Tomboy is stitched over 1 on 25ct, Linen or Evenweave may be used. You may use 1 or 2 strands of floss depending on your preference.

It is recommended that you make working copies and enlarge to view detail and symbols.

We also suggest using a #28 needle when working over 1 on 25ct.

This is a large project that will offer many hours of stitching pleasure.

We thank you for purchasing this design and welcome any questions or comments
That you may have.

Heaven and Earth Designs

QS Tomboy

Chart No: HAESFQS 699

By Michele Sayetta

Artwork by Selene Fenech

Finished Design Size 150 W by 165 H (6 WX 6-1/2 H inches on 25ct fabric)

Heaven and Earth Designs
425 9th Street SW
Willmar MN 56201
320-214-7998
www.heavenandearthdesigns.com
Copyright Heaven and Earth Designs 2004

Instructions

The model for QS Tomboy is stitched over 1 on 25ct, Linen or Evenweave may be used. You may use 1 or 2 strands of floss depending on your preference.

It is recommended that you make working copies and enlarge to view detail and symbols.

We also suggest using a #28 needle when working over 1 on 25ct.

This is a large project that will offer many hours of stitching pleasure.

We thank you for purchasing this design and welcome any questions or comments
That you may have.

Heaven and Earth Designs

QS Tomboy

(Large Format)

Chart No: HAESFQS 699

By Michele Sayetta

Artwork by Selene Fenech

Finished Design Size 150 W by 165 H (6 WX 6-1/2 H inches on 25ct fabric)

Heaven and Earth Designs
425 9th Street SW
Willmar MN 56201
320-214-7998
www.heavenandearthdesigns.com
Copyright Heaven and Earth Designs 2004

Instructions

The model for QS Tomboy is stitched over 1 on 25ct, Linen or Evenweave may be used. You may use 1 or 2 strands of floss depending on your preference.

It is recommended that you make working copies and enlarge to view detail and symbols.

We also suggest using a #28 needle when working over 1 on 25ct.

This is a large project that will offer many hours of stitching pleasure.

We thank you for purchasing this design and welcome any questions or comments
That you may have.

Heaven and Earth Designs

QS Touched By Magic

Chart No: HAESGQS 145

By Michele Sayetta

Artwork by Scott Gustafson

Finished Design Size 150 W by 157 H (6 WX 6-1/4 H inches on 25ct fabric)

Heaven and Earth Designs
425 9th Street SW
Willmar MN 56201
320-214-7998
www.heavenandearthdesigns.com
Copyright Heaven and Earth Designs 2005

Heaven and Earth Designs

QS Touched By Magic

(Large Format)

Chart No: HAESGQS 145

By Michele Sayetta

Artwork by Scott Gustafson

Finished Design Size 150 W by 157 H (6 WX 6-1/4 H inches on 25ct fabric)

Heaven and Earth Designs
425 9th Street SW
Willmar MN 56201
320-214-7998
www.heavenandearthdesigns.com
Copyright Heaven and Earth Designs 2005

Heaven and Earth Designs

QS Truth

Chart No: HASBQS 479

By Michele Sayetta

Artwork by Sara Butcher

Finished Design Size 150 W by 153 H (6 WX 6 H inches on 25ct fabric)

Heaven and Earth Designs
425 9th Street SW
Willmar MN 56201
320-214-7998
www.heavenandearthdesigns.com
Copyright Heaven and Earth Designs 2006

Heaven and Earth Designs

QS Truth

(Large Formt)

Chart No: HASBQS 479

By Michele Sayetta

Artwork by Sara Butcher

Finished Design Size 150 W by 153 H (6 WX 6 H inches on 25ct fabric)

Heaven and Earth Designs
425 9th Street SW
Willmar MN 56201
320-214-7998
www.heavenandearthdesigns.com
Copyright Heaven and Earth Designs 2006

Heaven and Earth Designs

Twilight Shimmer

Chart No: HAERAQS 901

By Michele Sayetta

Artwork by Rachel Anderson

Finished Design Size 400 W by 320H (16 W X12- 3/4 inches on 25ct)

Heaven and Earth Designs
425 9th Street SW
Willmar MN 56201
320-214-7998
www.heavenandearthdesigns.com

Copyright Heaven and Earth Designs 2006
Copyright Rachel Anderson 2006

Heaven and Earth Designs

Twilight Shimmer

(Large Format)

Chart No: HAERAQS 901

By Michele Sayetta

Artwork by Rachel Anderson

Finished Design Size 400 W by 320H (16 W X12- 3/4 inches on 25ct)

Heaven and Earth Designs
425 9th Street SW
Willmar MN 56201
320-214-7998
www.heavenandearthdesigns.com

Copyright Heaven and Earth Designs 2006
Copyright Rachel Anderson 2006

Heaven and Earth Designs

QS Undercurrent

Chart No: HAEIDQS478

By Michele Sayetta

Artwork by Amoreno



Heaven and Earth Designs
425 9th Street SW
Willmar MN 56201
320-214-7998
www.heavenandearthdesigns.com
Copyright Heaven and Earth Designs 2004

Instructions

The model for QS Undercurrentis stitched over 1 on 25ct, Linen or Evenweave may be used. You may use 1 or 2 strands of floss depending on your preference.

It is recommended that you make working copies and enlarge to view detail and symbols.

We also suggest using a #28 needle when working over 1 on 25ct.

This is a large project that will offer many hours of stitching pleasure.

We thank you for purchasing this design and welcome any questions or comments
That you may have.

Heaven and Earth Designs

QS Undercurrent

(Large Format)

Chart No: HAEIDQS478

By Michele Sayetta

Artwork by Amoreno



Heaven and Earth Designs
425 9th Street SW
Willmar MN 56201
320-214-7998
www.heavenandearthdesigns.com
Copyright Heaven and Earth Designs 2004

Instructions

The model for QS Undercurrentis stitched over 1 on 25ct, Linen or Evenweave may be used. You may use 1 or 2 strands of floss depending on your preference.

It is recommended that you make working copies and enlarge to view detail and symbols.

We also suggest using a #28 needle when working over 1 on 25ct.

This is a large project that will offer many hours of stitching pleasure.

We thank you for purchasing this design and welcome any questions or comments
That you may have.

Heaven and Earth Designs

QS Undine

Chart No: HAEJW QS 923

By Michele Sayetta

Artwork by Josephine Wall

Finished Design Size 160 W by 177 H (6 –3/8 W X 7 H inches on 25ct fabric)

Heaven and Earth Designs
425 9th Street SW
Willmar MN 56201
320-214-7998
www.Heavenandearthdesigns.com

Copyright Josephine Wall 2006

http://www.josephinewall.com

Heaven and Earth Designs

QS Undine

(Large Format)

Chart No: HAEJW QS 923

By Michele Sayetta

Artwork by Josephine Wall

Finished Design Size 160 W by 177 H (6 –3/8 W X 7 H inches on 25ct fabric)

Heaven and Earth Designs
425 9th Street SW
Willmar MN 56201
320-214-7998
www.Heavenandearthdesigns.com

Copyright Josephine Wall 2006

http://www.josephinewall.com

Heaven and Earth Designs

QS Unicorn Love

By Michele Sayetta

Artwork by Ruth Sanderson

Finished Design Size 100W by 75 H (4 W X 3 H inches on 25ct fabric)

Heaven and Earth Designs
425 9th Street SW
Willmar MN 56201
320-214-7998
www.heavenandearthdesigns.com

Copyright Heaven and Earth Designs 2005
Copyright Ruth Sanderson 2005

Heaven and Earth Designs

QS Unicorn Love

(Large Format)

By Michele Sayetta

Artwork by Ruth Sanderson

Finished Design Size 100W by 75 H (4 W X 3 H inches on 25ct fabric)

Heaven and Earth Designs
425 9th Street SW
Willmar MN 56201
320-214-7998
www.heavenandearthdesigns.com

Copyright Heaven and Earth Designs 2005
Copyright Ruth Sanderson 2005

Heaven and Earth Designs

QS Unicorn Valley

(Large Format)

By Michele Sayetta

Artwork by Ruth Sanderson

Finished Design Size 100W by 113 H (4 W X 4 1/2 H inches on 25ct fabric)

Heaven and Earth Designs
425 9th Street SW
Willmar MN 56201
320-214-7998
www.heavenandearthdesigns.com

Copyright Heaven and Earth Designs 2005
Copyright Ruth Sanderson 2005

Heaven and Earth Designs

QS Unicorns Magic

Chart No: HAELVQS 230

By Michele Sayetta

Artwork by Lisa Victoria

Finished Design Size 150 W by 210 H (6 W X 8 –3/4 H inches on 25ct fabric)

Heaven and Earth Designs
425 9th Street SW
Willmar MN 56201
320-214-7998
www.heavenandearthdesigns.com

Copyright Heaven and Earth Designs 2006
Copyright Lisa Victoria 2006

Heaven and Earth Designs

QS Unicorns Magic

(Large Format)

Chart No: HAELVQS 230

By Michele Sayetta

Artwork by Lisa Victoria

Finished Design Size 150 W by 210 H (6 W X 8 –3/4 H inches on 25ct fabric)

Heaven and Earth Designs
425 9th Street SW
Willmar MN 56201
320-214-7998
www.heavenandearthdesigns.com

Copyright Heaven and Earth Designs 2006
Copyright Lisa Victoria 2006

Heaven and Earth Designs

QS Victorian Angel

Chart No: HAEMDQS 114

By Michele Sayetta

Artwork by Meredith Dillman

Finished Design Size 200 W by 273 H (8 W X 10-7/8 H inches on 25ct fabric)

Heaven and Earth Designs
425 9th Street SW
Willmar MN 56201
320-214-7998
www.heavenandearthdesigns.com

Copyright Heaven and Earth Designs 2006
Copyright Meredith Dillman 2006

http://www.meredithdillman.com/

Heaven and Earth Designs

QS Victorian Angel

(Large Format)

Chart No: HAEMDQS 114

By Michele Sayetta

Artwork by Meredith Dillman

Finished Design Size 200 W by 273 H (8 W X 10-7/8 H inches on 25ct fabric)

Heaven and Earth Designs
425 9th Street SW
Willmar MN 56201
320-214-7998
www.heavenandearthdesigns.com

Copyright Heaven and Earth Designs 2006
Copyright Meredith Dillman 2006

http://www.meredithdillman.com/

Heaven and Earth Designs

QS Virgo ACEO

Chart No: HAESBQS220

By Michele Sayetta

Artwork by Sara Butcher

Finished Design Size 150 W by 210 H (6 W X 8 3/8 H inches on 25ct fabric)

Heaven and Earth Designs
425 9th Street SW
Willmar MN 56201
320-214-7998
www.heavenandearthdesigns.com

Copyright Heaven and Earth Designs 2005
Copyright Sara Butcher 2005

Instructions

The model for QS Virgo ACEO is stitched over 1 on 25ct, Linen or Evenweave may be used. You may use 1 or 2 strands of floss depending on your preference.

It is recommended that you make working copies and enlarge to view detail and symbols.

We also suggest using a #28 needle when working over 1 on 25ct.

This is a large project that will offer many hours of stitching pleasure.

We thank you for purchasing this design and welcome any questions or comments
That you may have.

Heaven and Earth Designs

QS Virgo ACEO

(Large Format)

Chart No: HAESBQS220

By Michele Sayetta

Artwork by Sara Butcher

Finished Design Size 150 W by 210 H (6 W X 8 3/8 H inches on 25ct fabric)

Heaven and Earth Designs
425 9th Street SW
Willmar MN 56201
320-214-7998
www.heavenandearthdesigns.com

Copyright Heaven and Earth Designs 2005
Copyright Sara Butcher 2005

Instructions

The model for QS Virgo ACEO is stitched over 1 on 25ct, Linen or Evenweave may be used. You may use 1 or 2 strands of floss depending on your preference.

It is recommended that you make working copies and enlarge to view detail and symbols.

We also suggest using a #28 needle when working over 1 on 25ct.

This is a large project that will offer many hours of stitching pleasure.

We thank you for purchasing this design and welcome any questions or comments
That you may have.

Heaven and Earth Designs

QS Wall Dreams 1

Chart No: HAEJWQS 1026

By Michele Sayetta

Artwork by Josephine Wall

Finished Design Size 195 W by 193 H (7-3/4 W X 7-5/8 H inches on 25ct fabric)

Heaven and E arth Designs
425 9th Street SW
Willmar MN 56201
320-214-7998
www.heavenandearthdesigns.com
Copyright Heaven and Earth Designs 2006
http://www.josephinewall.com
Licensed by Art Impressions www.Artimpressionsinc.com

Heaven and Earth Designs

QS Wall Dreams 1

(Large Format)

Chart No: HAEJWQS 1026

By Michele Sayetta

Artwork by Josephine Wall

Finished Design Size 195 W by 193 H (7-3/4 W X 7-5/8 H inches on 25ct fabric)

Heaven and E arth Designs
425 9th Street SW
Willmar MN 56201
320-214-7998
www.heavenandearthdesigns.com
Copyright Heaven and Earth Designs 2006
http://www.josephinewall.com
Licensed by Art Impressions www.Artimpressionsinc.com

Heaven and Earth Designs

QS Wall Dreams 2

Chart No: HAEJWQS 1025

By Michele Sayetta

Artwork by Josephine Wall

Finished Design Size 175 W by 181 H (7 WX 7-1/8 H inches on 25ct fabric)

Heaven and E arth Designs
425 9th Street SW
Willmar MN 56201
320-214-7998
www.heavenandearthdesigns.com
Copyright Heaven and Earth Designs 2006
http://www.josephinewall.com
Licensed by Art Impressions www.Artimpressionsinc.com

Heaven and Earth Designs

QS Wall Dreams 2

(Large Format)

Chart No: HAEJWQS 1025

By Michele Sayetta

Artwork by Josephine Wall

Finished Design Size 175 W by 181 H (7 WX 7-1/8 H inches on 25ct fabric)

Heaven and E arth Designs
425 9th Street SW
Willmar MN 56201
320-214-7998
www.heavenandearthdesigns.com
Copyright Heaven and Earth Designs 2006
http://www.josephinewall.com
Licensed by Art Impressions www.Artimpressionsinc.com

Heaven and Earth Designs

QS Wall Dreams 3

Chart No: HAEJWQS 1021

By Michele Sayetta

Artwork by Josephine Wall

Finished Design Size 185 W by 90 H (7-3/8 W X 3-1/2 H inches on 25ct fabric)

Heaven and E arth Designs
425 9th Street SW
Willmar MN 56201
320-214-7998
www.heavenandearthdesigns.com
Copyright Heaven and Earth Designs 2006
http://www.josephinewall.com
Licensed by Art Impressions www.Artimpressionsinc.com

Heaven and Earth Designs

QS Wall Dreams 3

(Large Format)

Chart No: HAEJWQS 1021

By Michele Sayetta

Artwork by Josephine Wall

Finished Design Size 185 W by 90 H (7-3/8 W X 3-1/2 H inches on 25ct fabric)

Heaven and E arth Designs
425 9th Street SW
Willmar MN 56201
320-214-7998
www.heavenandearthdesigns.com
Copyright Heaven and Earth Designs 2006
http://www.josephinewall.com
Licensed by Art Impressions www.Artimpressionsinc.com

Heaven and Earth Designs

QS Wall Dreams 4

Chart No: HAEJWQS 1027

By Michele Sayetta

Artwork by Josephine Wall

Finished Design Size 185 W by 97 H (7-3/8 W X 3-7/8 H inches on 25ct fabric)

Heaven and E arth Designs
425 9th Street SW
Willmar MN 56201
320-214-7998
www.heavenandearthdesigns.com
Copyright Heaven and Earth Designs 2006
http://www.josephinewall.com
Licensed by Art Impressions www.Artimpressionsinc.com

Heaven and Earth Designs

QS Wall Dreams 4

(Large Format)

Chart No: HAEJWQS 1027

By Michele Sayetta

Artwork by Josephine Wall

Finished Design Size 185 W by 97 H (7-3/8 W X 3-7/8 H inches on 25ct fabric)

Heaven and E arth Designs
425 9th Street SW
Willmar MN 56201
320-214-7998
www.heavenandearthdesigns.com
Copyright Heaven and Earth Designs 2006
http://www.josephinewall.com
Licensed by Art Impressions www.Artimpressionsinc.com

Heaven and Earth Designs

QS Wall Dreams 5

Chart No: HAEJWQS 1021

By Michele Sayetta

Artwork by Josephine Wall

Finished Design Size 185 W by 274 H (7-3/8 W X 10-7/8 H inches on 25ct fabric)

Heaven and E arth Designs
425 9th Street SW
Willmar MN 56201
320-214-7998
www.heavenandearthdesigns.com
Copyright Heaven and Earth Designs 2006
http://www.josephinewall.com
Licensed by Art Impressions www.Artimpressionsinc.com

Heaven and Earth Designs

QS Wall Dreams 5

(Large Format)

Chart No: HAEJWQS 1021

By Michele Sayetta

Artwork by Josephine Wall

Finished Design Size 185 W by 274 H (7-3/8 W X 10-7/8 H inches on 25ct fabric)

Heaven and E arth Designs
425 9th Street SW
Willmar MN 56201
320-214-7998
www.heavenandearthdesigns.com
Copyright Heaven and Earth Designs 2006
http://www.josephinewall.com
Licensed by Art Impressions www.Artimpressionsinc.com

Heaven and Earth Designs

QS Wall Dreams 6

Chart No: HAEJWQS 1021

By Michele Sayetta

Artwork by Josephine Wall

Finished Design Size 185 W by 126 H (7-3/8 W X 5 H inches on 25ct fabric)

Heaven and E arth Designs
425 9th Street SW
Willmar MN 56201
320-214-7998
www.heavenandearthdesigns.com
Copyright Heaven and Earth Designs 2006
http://www.josephinewall.com
Licensed by Art Impressions www.Artimpressionsinc.com

Heaven and Earth Designs

QS Wall Dreams 6

(Large Format)

Chart No: HAEJWQS 1021

By Michele Sayetta

Artwork by Josephine Wall

Finished Design Size 185 W by 126 H (7-3/8 W X 5 H inches on 25ct fabric)

Heaven and E arth Designs
425 9th Street SW
Willmar MN 56201
320-214-7998
www.heavenandearthdesigns.com
Copyright Heaven and Earth Designs 2006
http://www.josephinewall.com
Licensed by Art Impressions www.Artimpressionsinc.com

Heaven and Earth Designs

QS Water ACEO

Chart No: HAESBQS 195

By Michele Sayetta

Artwork by Sarah Butcher

Finished Design Size 150 W by 210 H (6 W X 8 3/8 H inches on 25ct fabric)

Heaven and Earth Designs
425 9th Street SW
Willmar MN 56201
320-214-7998
www.heavenandearthdesigns.com
Copyright Heaven and Earth Designs 2005
Copyright Sarah Butcher 2005

Instructions

The model for QS Water ACEO is stitched over 1 on 25ct, Linen or Evenweave may be used. You may use 1 or 2 strands of floss depending on your preference.

It is recommended that you make working copies and enlarge to view detail and symbols.

We also suggest using a #28 needle when working over 1 on 25ct.

This is a large project that will offer many hours of stitching pleasure.

We thank you for purchasing this design and welcome any questions or comments
That you may have.

Heaven and Earth Designs

QS Water ACEO

(Large Format)

Chart No: HAESBQS 195

By Michele Sayetta

Artwork by Sarah Butcher

Finished Design Size 150 W by 210 H (6 W X 8 3/8 H inches on 25ct fabric)

Heaven and Earth Designs
425 9th Street SW
Willmar MN 56201
320-214-7998
www.heavenandearthdesigns.com

Copyright Heaven and Earth Designs 2005
Copyright Sarah Butcher 2005

Instructions

The model for QS Water ACEO is stitched over 1 on 25ct, Linen or Evenweave may be used. You may use 1 or 2 strands of floss depending on your preference.

It is recommended that you make working copies and enlarge to view detail and symbols.

We also suggest using a #28 needle when working over 1 on 25ct.

This is a large project that will offer many hours of stitching pleasure.

We thank you for purchasing this design and welcome any questions or comments
That you may have.

Heaven and Earth Designs

QS Water

Chart No: HAETR 5265

By Michele Sayetta

Artwork by Teri Rosario



Finished Design Size 150 W by 162 H (6 W X 6-3/8 H inches on 25ct fabric)

Heaven and Earth Designs
425 9th Street SW
Willmar MN 56201
320-214-7998
www.heavenandearthdesigns.com
Copyright Heaven and Earth Designs 2004

Instructions

The model for QS Water is stitched over 1 on 25ct, Linen or Evenweave may be used. You may use 1 or 2 strands of floss depending on your preference.

It is recommended that you make working copies and enlarge to view detail and symbols.

We also suggest using a #28 needle when working over 1 on 25ct.

This is a large project that will offer many hours of stitching pleasure.

We thank you for purchasing this design and welcome any questions or comments
That you may have.

Heaven and Earth Designs

QS Water

(Large Format)

Chart No: HAETR 5265

By Michele Sayetta

Artwork by Teri Rosario



Finished Design Size 150 W by 162 H (6 W X 6-3/8 H inches on 25ct fabric)

Heaven and Earth Designs
425 9th Street SW
Willmar MN 56201
320-214-7998
www.heavenandearthdesigns.com

Copyright Heaven and Earth Designs 2004

Instructions

The model for QS Water is stitched over 1 on 25ct, Linen or Evenweave may be used. You may use 1 or 2 strands of floss depending on your preference.

It is recommended that you make working copies and enlarge to view detail and symbols.

We also suggest using a #28 needle when working over 1 on 25ct.

This is a large project that will offer many hours of stitching pleasure.

We thank you for purchasing this design and welcome any questions or comments
That you may have.

Heaven and Earth Designs

QS While Summer Sleeps

By Michele Sayetta

Artwork by Ravenscroft

Heaven and Earth Designs
425 9th Street SW
Willmar MN 56201
320-214-7998
www.heavenandearthdesigns.com
Copyright Heaven and Earth Designs 2004

Instructions

The model for QS While Summer Sleeps
stitched over
1 on 25ct, Linen or Evenweave may be used. You may use 1 or 2 strands of floss depending on your preference.

It is recommended that you make working copies and enlarge to view detail and symbols.

We also suggest using a #28 needle when working over 1 on 25ct.

This is a large project that will offer many hours of stitching pleasure.

We thank you for purchasing this design and welcome any questions or comments
That you may have.

Heaven and Earth Designs

QS Whispers

Chart No: HAELR 9556

By Michele Sayetta

Artwork by Linda Ravenscroft

Finished Design Size 150W by 141 H (6 W X 5-5/8 H inches on 25ct fabric)

Heaven and Earth Designs
425 9th Street SW
Willmar MN 56201
320-214-7998
www.heavenandearthdesigns.com

Copyright Heaven and Earth Designs 2006
Copyright Linda Ravenscroft 2006

Heaven and Earth Designs

QS Whispers

(Large Format)

Chart No: HAELR 9556

By Michele Sayetta

Artwork by Linda Ravenscroft

Finished Design Size 150W by 141 H (6 W X 5-5/8 H inches on 25ct fabric)

Heaven and Earth Designs
425 9th Street SW
Willmar MN 56201
320-214-7998
www.heavenandearthdesigns.com

Copyright Heaven and Earth Designs 2006
Copyright Linda Ravenscroft 2006

Heaven and Earth Designs

QS White Cat

Chart No: HAERSQS 033

By Michele Sayetta

Artwork by Ruth Sanderson

Finished Design Size 150 W by 152 H (6 W X 6 H inches on 25ct fabric)

Heaven and Earth Designs
425 9th Street SW
Willmar MN 56201
320-214-7998
www.heavenandearthdesigns.com
Copyright Heaven and Earth Designs 2006
Copyright Ruth Sanderson 2006

Heaven and Earth Designs

QS White Cat

(Large Format)

Chart No: HAERSQS 033

By Michele Sayetta

Artwork by Ruth Sanderson

Finished Design Size 150 W by 152 H (6 W X 6 H inches on 25ct fabric)

Heaven and Earth Designs
425 9th Street SW
Willmar MN 56201
320-214-7998
www.heavenandearthdesigns.com

Copyright Heaven and Earth Designs 2006
Copyright Ruth Sanderson 2006

Heaven and Earth Designs

QS White Rose Fae

Chart No: HAENTQS4110

By Michele Sayetta

Artwork by Nadia Tate

Finished Design Size 175 W by 245 H (7 W X 9-3/4 inches on 25ct)

Heaven and Earth Designs
425 9th Street SW
Willmar MN 56201
320-214-7998
www.heavenandearthdesigns.com

Copyright Heaven and Earth Designs 2006
Copyright Nadia Tate 2006

Heaven and Earth Designs

QS White Rose Fae

(Large Format)

Chart No: HAENTQS4110

By Michele Sayetta

Artwork by Nadia Tate

Finished Design Size 175 W by 245 H (7 WX 9-3/4 inches on 25ct)

Heaven and Earth Designs
425 9th Street SW
Willmar MN 56201
320-214-7998
www.heavenandearthdesigns.com

Copyright Heaven and Earth Designs 2006
Copyright Nadia Tate 2006

Heaven and Earth Designs

QS Wind Mermaid

Chart No: HAENTQS 1905

By Michele Sayetta

Artwork by Nadia Tate

Finished Design Size 165 W by 231 H (6-1/2 W X 9-1/8 H inches on 25ct fabric)

Heaven and Earth Designs
425 9th Street SW
Willmar MN 56201
320-214-7998
www.heavenandearthdesigns.com
Copyright Heaven and Earth Designs 2006

Heaven and Earth Designs

QS Wind Mermaid

(Large Format)

Chart No: HAENTQS 1905

By Michele Sayetta

Artwork by Nadia Tate

Finished Design Size 165 W by 231 H (6-1/2 W X 9-1/8 H inches on 25ct fabric)

Heaven and Earth Designs
425 9th Street SW
Willmar MN 56201
320-214-7998
www.heavenandearthdesigns.com
Copyright Heaven and Earth Designs 2006

Heaven and Earth Designs

QS Winds of Change

Chart No: HAELVQS 229

By Michele Sayetta

Artwork by Lisa Victoria

Finished Design Size 150 W by 107 H (6 W X 4 – 1/4 H inches on 25ct fabric)

Heaven and Earth Designs
425 9th Street SW
Willmar MN 56201
320-214-7998
www.heavenandearthdesigns.com

Copyright Heaven and Earth Designs 2006
Copyright Lisa Victoria 2006

Heaven and Earth Designs

QS Winds of Change

(Large Format)

Chart No: HAELVQS 229

By Michele Sayetta

Artwork by Lisa Victoria

Finished Design Size 150 W by 107 H (6 W X 4 – 1/4 H inches on 25ct fabric)

Heaven and Earth Designs
425 9th Street SW
Willmar MN 56201
320-214-7998
www.heavenandearthdesigns.com

Copyright Heaven and Earth Designs 2006
Copyright Lisa Victoria 2006

Heaven and Earth Designs

QS Winter ACEO

Chart No: HAESBQS479

By Michele Sayetta

Artwork by Sarah Butcher

Heaven and Earth Designs
425 9th Street SW
Willmar MN 56201
320-214-7998
www.heavenandearthdesigns.com
Copyright Heaven and Earth Designs 2004

Instructions

The model for QS Winter ACEO is stitched over 1 on 25ct, Linen or Evenweave may be used. You may use 1 or 2 strands of floss depending on your preference.

It is recommended that you make working copies and enlarge to view detail and symbols.

We also suggest using a #28 needle when working over 1 on 25ct.

This is a large project that will offer many hours of stitching pleasure.

We thank you for purchasing this design and welcome any questions or comments
That you may have.

Heaven and Earth Designs

QS Winter ACEO

(Large Format)

Chart No: HAESBQS479

By Michele Sayetta

Artwork by Sarah Butcher

Heaven and Earth Designs
425 9th Street SW
Willmar MN 56201
320-214-7998
www.heavenandearthdesigns.com
Copyright Heaven and Earth Designs 2004

Instructions

The model for QS Winter ACEO is stitched over 1 on 25ct, Linen or Evenweave may be used. You may use 1 or 2 strands of floss depending on your preference.

It is recommended that you make working copies and enlarge to view detail and symbols.

We also suggest using a #28 needle when working over 1 on 25ct.

This is a large project that will offer many hours of stitching pleasure.

We thank you for purchasing this design and welcome any questions or comments
That you may have.

Heaven and Earth Designs

QS Wish Upon A Star

By Michele Sayetta

Artwork by Sherri Forrester-Baldy

Finished Design Size 100W by 111 H (4 W X 4 3/8 H inches on 25ct fabric)

Heaven and Earth Designs
425 9th Street SW
Willmar MN 56201
320-214-7998
www.heavenandearthdesigns.com

Copyright Heaven and Earth Designs 2005
Copyright Sherri Forrester-Baldy 2005

Heaven and Earth Designs

QS Wish Upon A Star

(Large Format)

By Michele Sayetta

Artwork by Sherri Forrester-Baldy

Finished Design Size 100W by 111 H (4 W X 4 3/8 H inches on 25ct fabric)

Heaven and Earth Designs
425 9th Street SW
Willmar MN 56201
320-214-7998
www.heavenandearthdesigns.com

Copyright Heaven and Earth Designs 2005
Copyright Sherri Forrester-Baldy 2005

Heaven and Earth Designs

QS Wishful Thinking

Chart No: HAELVQS480

By Michele Sayetta

Artwork by Lisa Victoria

Finished Design Size 150 W by 213 H (6- W X 8-1/2 H inches on 25ct fabric)

Heaven and Earth Designs
425 9th Street SW
Willmar MN 56201
320-214-7998
www.heavenandearthdesigns.com
Copyright Heaven and Earth Designs 2006

Heaven and Earth Designs

QS Wishful Thinking

(Large Format)

Chart No: HAELVQS480

By Michele Sayetta

Artwork by Lisa Victoria

Finished Design Size 150 W by 213 H (6- W X 8-1/2 H inches on 25ct fabric)

Heaven and Earth Designs
425 9th Street SW
Willmar MN 56201
320-214-7998
www.heavenandearthdesigns.com
Copyright Heaven and Earth Designs 2006

Heaven and Earth Designs

QS Wisteria Fae

Chart No: HAENTQS 801

By Michele Sayetta

Artwork by Nadia Tate

Finished Design Size 185 W by 258 H (7-3/8 W X 10-1/4 H inches on 25ct fabric)

Heaven and Earth Designs
425 9th Street SW
Willmar MN 56201
320-214-7998
www.heavenandearthdesigns.com
Copyright Heaven and Earth Designs 2006

Heaven and Earth Designs

QS Wisteria Fae

(Large Format)

Chart No: HAENTQS 802

By Michele Sayetta

Artwork by Nadia Tate

Finished Design Size 185 W by 258 H (7-3/8 W X 10-1/4 H inches on 25ct fabric)

Heaven and Earth Designs
425 9th Street SW
Willmar MN 56201
320-214-7998
www.heavenandearthdesigns.com
Copyright Heaven and Earth Designs 2006

Heaven and Earth Designs

QS Witches Cat

Chart No: HAEJMLQS 825

By Michele Sayetta

Artwork by J.M. Leotti

Finished Design Size 150W by 210H (6 W X 8-3/8 H inches on 25ct fabric)

Heaven and Earth Designs
425 9th Street SW
Willmar MN 56201
320-214-7998
www.heavenandearthdesigns.com
Copyright Heaven and Earth Designs 2006
Copyright J.M. Leotti 2006

Heaven and Earth Designs

QS Witches Cat

(Large Format)

Chart No: HAEJMLQS 825

By Michele Sayetta

Artwork by J.M. Leotti

Finished Design Size 150W by 210H (6 W X 8-3/8 H inches on 25ct fabric)

Heaven and Earth Designs
425 9th Street SW
Willmar MN 56201
320-214-7998
www.heavenandearthdesigns.com

Copyright Heaven and Earth Designs 2006
Copyright J.M. Leotti 2006

Heaven and Earth Designs

QS Witches Daughter

Chart No: HAEIDQS475

By Michele Sayetta

Artwork by Ian Daniels



Finished Design Size 100 W by 157 H (4 W X 6- 1/4 H inches on 25ct fabric)

Heaven and Earth Designs
425 9th Street SW
Willmar MN 56201
320-214-7998
www.heavenandearthdesigns.com
Copyright Heaven and Earth Designs 2004

Instructions

The model for QS Witches Daughter is stitched over
1 on 25ct, Linen or Evenweave may be used. You may use 1 or 2 strands of floss depending on your preference.

It is recommended that you make working copies and enlarge to view detail and symbols.

We also suggest using a #28 needle when working over 1 on 25ct.

This is a large project that will offer many hours of stitching pleasure.

We thank you for purchasing this design and welcome any questions or comments
That you may have.

Heaven and Earth Designs

QS Witches Daughter

(Large Format)

By Michele Sayetta

Artwork by Ian Daniels



Finished Design Size 100 W by 157 H (4 W X 6- 1/4 H inches on 25ct fabric)

Heaven and Earth Designs
425 9th Street SW
Willmar MN 56201
320-214-7998
www.heavenandearthdesigns.com
Copyright Heaven and Earth Designs 2004

Instructions

The model for QS Witches Daughter is stitched over
1 on 25ct, Linen or Evenweave may be used. You may use 1 or 2 strands of floss depending on your preference.

It is recommended that you make working copies and enlarge to view detail and symbols.

We also suggest using a #28 needle when working over 1 on 25ct.

This is a large project that will offer many hours of stitching pleasure.

We thank you for purchasing this design and welcome any questions or comments
That you may have.

Heaven and Earth Designs

QS Witches Moon

Chart No: HAEJMLQS 824

By Michele Sayetta

Artwork by J.M. Leotti

Finished Design Size 150W by 210H (6 W X 8-3/8 H inches on 25ct fabric)

Heaven and Earth Designs
425 9th Street SW
Willmar MN 56201
320-214-7998
www.heavenandearthdesigns.com
Copyright Heaven and Earth Designs 2006
Copyright J.M. Leotti 2006

Heaven and Earth Designs

QS Witches Moon

(Large Format)

Chart No: HAEJMLQS 824

By Michele Sayetta

Artwork by J.M. Leotti

Finished Design Size 150W by 210H (6 W X 8-3/8 H inches on 25ct fabric)

Heaven and Earth Designs
425 9th Street SW
Willmar MN 56201
320-214-7998
www.heavenandearthdesigns.com

Copyright Heaven and Earth Designs 2006
Copyright J.M. Leotti 2006

Heaven and Earth Designs

QS Wizard of Oz

(Large Format)

By Michele Sayetta

Artwork by Scott Gustafson



Finished Design Size 100 W by 104 H (4W X 4-1/8H inches on 25ct)

Heaven and Earth Designs
425 9th Street SW
Willmar MN 56201
320-214-7998
www.heavenandearthdesigns.com

Copyright Heaven and Earth Designs 2005
Copyright Scott Gustafson 2005

Heaven and Earth Designs

QS Wizard of Oz

Chart No: HAESGQS015

By Michele Sayetta

Artwork by Scott Gustafson



Finished Design Size 100 W by 104 H (4W X 4-1/8H inches on 25ct)

Heaven and Earth Designs
425 9th Street SW
Willmar MN 56201
320-214-7998
www.heavenandearthdesigns.com

Copyright Heaven and Earth Designs 2005
Copyright Scott Gustafson 2005

Heaven and Earth Designs

QS Woodland Santa

(Large Format)

By Michele Sayetta

Artwork by Ruth Sanderson

Heaven and Earth Designs
425 9th Street SW
Willmar MN 56201
320-214-7998
www.heavenandearthdesigns.com
Copyright Heaven and Earth Designs 2004

Heaven and Earth Designs

QS Woodland Santa

By Michele Sayetta

Artwork by Ruth Sanderson

Heaven and Earth Designs
425 9th Street SW
Willmar MN 56201
320-214-7998
www.heavenandearthdesigns.com
Copyright Heaven and Earth Designs 2004

Heaven and Earth Designs

QS Woodland Santa

By Michele Sayetta

Artwork by Ruth Sanderson

Heaven and Earth Designs
425 9th Street SW
Willmar MN 56201
320-214-7998
www.heavenandearthdesigns.com
Copyright Heaven and Earth Designs 2004

Heaven and Earth Designs

Q S While Summer Sleeps Goblin

Chart No: H A E L R Q S 002

By Michele Sayetta

Artwork by Linda Ravenscroft

Heaven and Earth Designs
425 9th Street SW
Willmar MN 56201
320-214-7998
www.heavenandearthdesigns.com
Copyright Heaven and Earth Designs 2004

Instructions

The model for Q S While Summer Sleeps Goblin is stitched over
1 on 25ct, Linen or Evenweave may be used. You may use 1 or 2 strands of floss depending on your preference.

It is recommended that you make working copies and enlarge to view detail and symbols.

We also suggest using a #28 needle when working over 1 on 25ct.

This is a large project that will offer many hours of stitching pleasure.

We thank you for purchasing this design and welcome any questions or comments
That you may have.

Heaven and Earth Designs

QS Libra ACEO

Chart No: HAESB220

By Michele Sayetta

Artwork by Sarah Butcher

Finished Design Size 150 W by 209 H (6 W X 8 1/4 H inches on 25ct fabric)

Heaven and Earth Designs
425 9th Street SW
Willmar MN 56201
320-214-7998
www.heavenandearthdesigns.com
Copyright Heaven and Earth Designs 2005
Copyright Sarah Butcher 2005

Instructions

The model for QS LibraACEO is stitched over 1 on 25ct, Linen or Evenweave may be used. You may use 1 or 2 strands of floss depending on your preference.

It is recommended that you make working copies and enlarge to view detail and symbols.

We also suggest using a #28 needle when working over 1 on 25ct.

This is a large project that will offer many hours of stitching pleasure.

We thank you for purchasing this design and welcome any questions or comments
That you may have.

Heaven and Earth Designs

QS Luna

(Large Format)

By Michele Sayetta

Artwork by Ian Daniels

Heaven and Earth Designs
425 9th Street SW
Willmar MN 56201
320-214-7998
www.heavenandearthdesigns.com
Copyright Heaven and Earth Designs 2004

Instructions

The model for QS Luna is stitched over 1 on 25ct, Linen or Evenweave may be used. You may use 1 or 2 strands of floss depending on your preference.

It is recommended that you make working copies and enlarge to view detail and symbols.

We also suggest using a #28 needle when working over 1 on 25ct.

This is a large project that will offer many hours of stitching pleasure.

We thank you for purchasing this design and welcome any questions or comments That you may have.

Heaven and Earth Designs

QS Sea Dragon Mermaid

Chart No: HAENTQS 803

By Michele Sayetta

Artwork by Nadia Tate

Finished Design Size 185 W by 259 H (7-3/8 W X 10-1/4 H inches on 25ct fabric)

Heaven and Earth Designs
425 9th Street SW
Willmar MN 56201
320-214-7998
www.heavenandearthdesigns.com
Copyright Heaven and Earth Designs 2006

Heaven and Earth Designs

QS Sea Dragon Mermaid

(Large Format)

Chart No: HAENTQS 803

By Michele Sayetta

Artwork by Nadia Tate

Finished Design Size 185 W by 259 H (7-3/8 W X 10-1/4 H inches on 25ct fabric)

Heaven and Earth Designs
425 9th Street SW
Willmar MN 56201
320-214-7998
www.heavenandearthdesigns.com
Copyright Heaven and Earth Designs 2006

Heaven and Earth Designs

Q S While Summer Sleeps Goblin

Chart No: H A E L R Q S 002

By Michele Sayetta

Artwork by Linda Ravenscroft

Heaven and Earth Designs
425 9th Street SW
Willmar MN 56201
320-214-7998
www.heavenandearthdesigns.com
Copyright Heaven and Earth Designs 2004

Instructions

The model for Q S While Summer Sleeps Goblin is stitched over
1 on 25ct, Linen or Evenweave may be used. You may use 1 or 2 strands of floss depending on your preference.

It is recommended that you make working copies and enlarge to view detail and symbols.

We also suggest using a #28 needle when working over 1 on 25ct.

This is a large project that will offer many hours of stitching pleasure.

We thank you for purchasing this design and welcome any questions or comments
That you may have.

Heaven and Earth Designs

QS Whispers

Chart No: HAELRIDQS479

By Michele Sayetta

Artwork by Linda Ravenscroft

Heaven and Earth Designs
425 9th Street SW
Willmar MN 56201
320-214-7998
www.heavenandearthdesigns.com
Copyright Heaven and Earth Designs 2004

Instructions

The model for QS Whispers is stitched over 1 on 25ct, Linen or Evenweave may be used. You may use 1 or 2 strands of floss depending on your preference.

It is recommended that you make working copies and enlarge to view detail and symbols.

We also suggest using a #28 needle when working over 1 on 25ct.

This is a large project that will offer many hours of stitching pleasure.

We thank you for purchasing this design and welcome any questions or comments
That you may have.

Heaven and Earth Designs

Queen Guinevere

Chart No: HAESM 1205

By Michele Sayetta

Artwork by Sue Miller

Finished Design Size 400 W by 545 H (16 W X 21-3/4 H inches on 25ct fabric)

Heaven and Earth Designs
425 9th Street SW
Willmar MN 56201
320-214-7998
www.heavenandearthdesigns.com

Copyright Heaven and Earth Designs 2006
Copyright Sue Miller 2006

Instructions

The model for Queen Guinevere is stitched over 1 on 25ct, Linen or Evenweave may be used. You may use 1 or 2 strands of floss depending on your preference.

It is recommended that you make working copies and enlarge to view detail and symbols.

We also suggest using a #28 needle when working over 1 on 25ct.

This is a large project that will offer many hours of stitching pleasure.
We thank you for purchasing this design and welcome any questions or comments
That you may have.

Heaven and Earth Designs
320-214-7998

Http://www.heavenandearthdesigns.com

Heaven and Earth Designs

Queen Guinevere

(Large Format)

Chart No: HAESM 1205

By Michele Sayetta

Artwork by Sue Miller

Finished Design Size 400 W by 545 H (16 W X 21-3/4 H inches on 25ct fabric)

Heaven and Earth Designs
425 9th Street SW
Willmar MN 56201
320-214-7998
www.heavenandearthdesigns.com

Copyright Heaven and Earth Designs 2006
Copyright Sue Miller 2006

Instructions

The model for Queen Guinevere is stitched over 1 on 25ct, Linen or Evenweave may be used. You may use 1 or 2 strands of floss depending on your preference.

It is recommended that you make working copies and enlarge to view detail and symbols.

We also suggest using a #28 needle when working over 1 on 25ct.

This is a large project that will offer many hours of stitching pleasure.
We thank you for purchasing this design and welcome any questions or comments
That you may have.

Heaven and Earth Designs
320-214-7998

Http://www.heavenandearthdesigns.com

Heaven and Earth Designs

Queen of Annwyn

Chart No: HAEBH901

By Michele Sayetta

Artwork by Beth Hansen

Finished Design Size 300W by 402H (12W X 16 H inches on 25ct)

Heaven and Earth Designs
425 9th Street SW
Willmar MN 56201
320-214-7998
www.heavenandearthdesigns.com
Copyright Heaven and Earth Designs 2006
Copyright Beth Hansen 2006

Instructions

The model for Queen of Annwyn is stitched over 1 on 25 count Dublin Linen. Please use 1 strand of floss or 2 depending on your coverage preference.

It is recommended that you make working copies and enlarge to view detail and symbols.

You may also use the tent stitch or full crosses depending on your preference.

This is a large project that will offer many hours of stitching pleasure.

We thank you for purchasing this design and welcome any questions or comments that you may have.

Heaven and Earth Designs

Heaven and Earth Designs

Queen of Annwyn

(Large Format)

Chart No: HAEBH 901

By Michele Sayetta

Artwork by Beth Hansen

Finished Design Size 300W by 402H (12W X 16 H inches on 25ct)

Heaven and Earth Designs
425 9th Street SW
Willmar MN 56201
320-214-7998
www.heavenandearthdesigns.com

Copyright Heaven and Earth Designs 2006
Copyright Beth Hansen 2006

Instructions

The model for Queen of Annwyn is stitched over 1 on 25 count Dublin Linen. Please use 1 strand of floss or 2 depending on your coverage preference.

It is recommended that you make working copies and enlarge to view detail and symbols.

You may also use the tent stitch or full crosses depending on your preference.

This is a large project that will offer many hours of stitching pleasure.

We thank you for purchasing this design and welcome any questions or comments that you may have.

Heaven and Earth Designs

Heaven and Earth Designs

Queen Of Diamonds

Chart No: HAEBL 463

By Michele Sayetta

Artwork by Bernadette Lusk

Finished Design Size 350 W by 491 H (14 W X 19-5/8 H inches on 25ct fabric)

Heaven and Earth Designs
425 9th Street SW
Willmar MN 56201
320-214-7998
www.heavenandearthdesigns.com
Copyright Heaven and Earth Designs 2006

Instructions

The model for Queen Of Diamonds is stitched over 1 on 25ct, Linen or Evenweave may be used. You may use 1 or 2 strands of floss depending on your preference.

It is recommended that you make working copies and enlarge to view detail and symbols.

We also suggest using a #28 needle when working over 1 on 25ct.

This is a large project that will offer many hours of stitching pleasure.

We thank you for purchasing this design and welcome any questions or comments
That you may have.

Heaven and Earth Designs

Queen Of Diamonds

(Large Format)

Chart No: HAEBL 463

By Michele Sayetta

Artwork by Bernadette Lusk

Finished Design Size 350 W by 491 H (14 W X 19-5/8 H inches on 25ct fabric)

Heaven and Earth Designs
425 9th Street SW
Willmar MN 56201
320-214-7998
www.heavenandearthdesigns.com
Copyright Heaven and Earth Designs 2006

Instructions

The model for Queen Of Diamonds is stitched over 1 on 25ct, Linen or Evenweave may be used. You may use 1 or 2 strands of floss depending on your preference.

It is recommended that you make working copies and enlarge to view detail and symbols.

We also suggest using a #28 needle when working over 1 on 25ct.

This is a large project that will offer many hours of stitching pleasure.

We thank you for purchasing this design and welcome any questions or comments
That you may have.

Heaven and Earth Designs

Queen of Fairies

Chart No: HAESM 2210

By Michele Sayetta

Artwork by Sue Miller

Finished Design Size 300 W by 394 H (12 W X 15-3/4 H inches on 25ct fabric)

Heaven and Earth Designs
425 9th Street SW
Willmar MN 56201
320-214-7998
www.heavenandearthdesigns.com

Copyright Heaven and Earth Designs 2006
Copyright Sue Miller 2006

Instructions

The model for Queen of Fairies is stitched over 1 on 25ct, Linen or Evenweave may be used. You may use 1 or 2 strands of floss depending on your preference.

It is recommended that you make working copies and enlarge to view detail and symbols.

We also suggest using a #28 needle when working over 1 on 25ct.

This is a large project that will offer many hours of stitching pleasure.
We thank you for purchasing this design and welcome any questions or comments
That you may have.

Heaven and Earth Designs
320-214-7998

Http://www.heavenandearthdesigns.com

Heaven and Earth Designs

Queen of Fairies

(Large Format)

Chart No: HAESM 2210

By Michele Sayetta

Artwork by Sue Miller

Finished Design Size 300 W by 394 H (12 W X 15-3/4 H inches on 25ct fabric)

Heaven and Earth Designs
425 9th Street SW
Willmar MN 56201
320-214-7998
www.heavenandearthdesigns.com

Copyright Heaven and Earth Designs 2006
Copyright Sue Miller 2006

Instructions

The model for Queen of Fairies is stitched over 1 on 25ct, Linen or Evenweave may be used. You may use 1 or 2 strands of floss depending on your preference.

It is recommended that you make working copies and enlarge to view detail and symbols.

We also suggest using a #28 needle when working over 1 on 25ct.

This is a large project that will offer many hours of stitching pleasure.
We thank you for purchasing this design and welcome any questions or comments
That you may have.

Heaven and Earth Designs
320-214-7998

Http://www.heavenandearthdesigns.com

Heaven and Earth Designs

Queen of Hearts

Chart No: HAERA 001

By Michele Sayetta

Artwork by Rachel Anderson

Finished Design Size 500 W by 635H (20 W X 25 3/8 inches on 25ct)

Heaven and Earth Designs
425 9th Street SW
Willmar MN 56201
320-214-7998
www.heavenandearthdesigns.com

Copyright Heaven and Earth Designs 2005
Copyright Rachel Anderson 2005

Instructions

The model for Queen of Hearts is stitched over 1 on 25 count Dublin Linen. Please use 1 strand of floss or 2 depending on your coverage preference.

It is recommended that you make working copies and enlarge to view detail and symbols.

You may also use the tent stitch or full crosses depending on your preference.

This is a large project that will offer many hours of stitching pleasure.

We thank you for purchasing this design and welcome any questions or comments that you may have.

Heaven and Earth Designs

Copyright Rachel Anderson 2005

Heaven and Earth Designs

Queen of Hearts

(Large Format)

Chart No: HAERA 001

By Michele Sayetta

Artwork by Rachel Anderson

Finished Design Size 500 W by 635H (20 W X 25 3/8 inches on 25ct)

Heaven and Earth Designs
425 9th Street SW
Willmar MN 56201
320-214-7998
www.heavenandearthdesigns.com

Copyright Heaven and Earth Designs 2005
Copyright Rachel Anderson 2005

Instructions

The model for Queen of Hearts is stitched over 1 on 25 count Dublin Linen. Please use 1 strand of floss or 2 depending on your coverage preference.

It is recommended that you make working copies and enlarge to view detail and symbols.

You may also use the tent stitch or full crosses depending on your preference.

This is a large project that will offer many hours of stitching pleasure.

We thank you for purchasing this design and welcome any questions or comments that you may have.

Heaven and Earth Designs

Copyright Rachel Anderson 2005

Heaven and Earth Designs

Queen of Hearts

(No Background)

Chart No: HAERA 001

By Michele Sayetta

Artwork by Rachel Anderson

Finished Design Size 400 W by 573 H (16 W X 22 7/8 inches on 25ct)

Heaven and Earth Designs
425 9th Street SW
Willmar MN 56201
320-214-7998
www.heavenandearthdesigns.com

Copyright Heaven and Earth Designs 2005
Copyright Rachel Anderson 2005

Instructions

The model for Queen of Hearts is stitched over 1 on 25 count Dublin Linen. Please use 1 strand of floss or 2 depending on your coverage preference.

It is recommended that you make working copies and enlarge to view detail and symbols.

You may also use the tent stitch or full crosses depending on your preference.

This is a large project that will offer many hours of stitching pleasure.

We thank you for purchasing this design and welcome any questions or comments that you may have.

Heaven and Earth Designs

Copyright Rachel Anderson 2005

Heaven and Earth Designs

Queen of Hearts

(Large Format)

Chart No: HAERA 001

By Michele Sayetta

Artwork by Rachael Anderson

Finished Design Size 400 W by 508 H (16 W X 20 1/4 inches on 25ct)

Heaven and Earth Designs
425 9th Street SW
Willmar MN 56201
320-214-7998
www.heavenandearthdesigns.com

Copyright Heaven and Earth Designs 2005
Copyright Rachael Anderson 2005

Instructions

The model for Queen of Hearts is stitched over 1 on 25 count Dublin Linen. Please use 1 strand of floss or 2 depending on your coverage preference.

It is recommended that you make working copies and enlarge to view detail and symbols.

You may also use the tent stitch or full crosses depending on your preference.

This is a large project that will offer many hours of stitching pleasure.

We thank you for purchasing this design and welcome any questions or comments that you may have.

Heaven and Earth Designs

Copyright Scott Gustafson 2005

Heaven and Earth Designs

Queen of Heart's

Chart No: HAEID012

By Michele Sayetta

Artwork by Ian Daniels

Finished Design Size 450 by 543H (18W X 21-5/8 H inches on 25ct fabric)

Heaven and Earth Designs
425 9th Street SW
Willmar MN 56201
320-214-7998
www.heavenandearthdesigns.com
Copyright Heaven and Earth Designs 2005
Copyright In Daniels 2005

Queen of Heart's

By Michele Sayetta

Artwork by Ian Daniels

Materials List

1	DMC	50 skeins	Refer to inside sheet

This chart pack, or any part of this design or chart may not be reproduced in whole or in part in any form without the written permission from Michele Sayetta.

©Copyright 2005 Heaven and Earth Designs.
©Copyright 2005 Ian Daniels

Instructions

The model for Queen of Heart's is stitched over 1 on 25ct, Linen or Evenweave may be used. You may use 1 or 2 strands of floss depending on your preference.

It is recommended that you make working copies and enlarge to view detail and symbols.

We also suggest using a #28 needle when working over 1 on 25ct.

This is a large project that will offer many hours of stitching pleasure.

We thank you for purchasing this design and welcome any questions or comments
That you may have.

Heaven and Earth Designs

Queen Of Hearts

Chart No: HAEBL 462

By Michele Sayetta

Artwork by Bernadette Lusk

Finished Design Size 350 W by 487 H (14 W X 19-3/8 H inches on 25ct fabric)

Heaven and Earth Designs
425 9th Street SW
Willmar MN 56201
320-214-7998
www.heavenandearthdesigns.com
Copyright Heaven and Earth Designs 2006

Instructions

The model for Queen Of Hearts is stitched over 1 on 25ct, Linen or Evenweave may be used. You may use 1 or 2 strands of floss depending on your preference.

It is recommended that you make working copies and enlarge to view detail and symbols.

We also suggest using a #28 needle when working over 1 on 25ct.

This is a large project that will offer many hours of stitching pleasure.

We thank you for purchasing this design and welcome any questions or comments
That you may have.

Heaven and Earth Designs

Queen Of Hearts

(Large Format)

Chart No: HAEBL 462

By Michele Sayetta

Artwork by Bernadette Lusk

Finished Design Size 350 W by 487H (14 W X 19-3/8 H inches on 25ct fabric)

Heaven and Earth Designs
425 9th Street SW
Willmar MN 56201
320-214-7998
www.heavenandearthdesigns.com
Copyright Heaven and Earth Designs 2006

Instructions

The model for Queen Of Hearts is stitched over 1 on 25ct, Linen or Evenweave may be used. You may use 1 or 2 strands of floss depending on your preference.

It is recommended that you make working copies and enlarge to view detail and symbols.

We also suggest using a #28 needle when working over 1 on 25ct.

This is a large project that will offer many hours of stitching pleasure.

We thank you for purchasing this design and welcome any questions or comments
That you may have.

Heaven and Earth Designs

Queen of Hearts

Chart No: HAERA 001

By Michele Sayetta

Artwork by Rachael Anderson

Finished Design Size 400 W by 508 H (16 W X 20 1/4 inches on 25ct)

Heaven and Earth Designs
425 9th Street SW
Willmar MN 56201
320-214-7998
www.heavenandearthdesigns.com

Copyright Heaven and Earth Designs 2005
Copyright Rachael Anderson 2005

Instructions

The model for Queen of Hearts is stitched over 1 on 25 count Dublin Linen. Please use 1 strand of floss or 2 depending on your coverage preference.

It is recommended that you make working copies and enlarge to view detail and symbols.

You may also use the tent stitch or full crosses depending on your preference.

This is a large project that will offer many hours of stitching pleasure.

We thank you for purchasing this design and welcome any questions or comments that you may have.

Heaven and Earth Designs

Copyright Scott Gustafson 2005

Heaven and Earth Designs

Queen Of The Sea

Chart No: HAEKK 103

By Michele Sayetta

Artwork by Katerina Koukiotis

Finished Design Size 350 W by 403 H (14-W X 16 H inches on 25ct)

Heaven and Earth Designs
425 9th Street SW
Willmar MN 56201
320-214-7998
www.heavenandearthdesigns.com

Copyright Heaven and Earth Designs 2006
Copyright Katerina Koukiotis2006

Instructions

The model for Queen of The Sea is stitched over 1 on 25 count Dublin Linen. Please use 1 strand of floss or 2 depending on your coverage preference.

It is recommended that you make working copies and enlarge to view detail and symbols.

You may also use the tent stitch or full crosses depending on your preference.

This is a large project that will offer many hours of stitching pleasure.

We thank you for purchasing this design and welcome any questions or comments that you may have.

Heaven and Earth Designs

Copyright Katerina Koukiotis2006

Heaven and Earth Designs

Queen Of The Sea

(Large Format)

Chart No: HAEKK 103

By Michele Sayetta

Artwork by Katerina Koukiotis

Finished Design Size 350 W by 403 H (14-W X 16 H inches on 25ct)

Heaven and Earth Designs
425 9th Street SW
Willmar MN 56201
320-214-7998
www.heavenandearthdesigns.com

Copyright Heaven and Earth Designs 2006
Copyright Katerina Koukiotis2006

Instructions

The model for Queen of The Sea is stitched over 1 on 25 count Dublin Linen. Please use 1 strand of floss or 2 depending on your coverage preference.

It is recommended that you make working copies and enlarge to view detail and symbols.

You may also use the tent stitch or full crosses depending on your preference.

This is a large project that will offer many hours of stitching pleasure.

We thank you for purchasing this design and welcome any questions or comments that you may have.

Heaven and Earth Designs

Copyright Katerina Koukiotis2006

Heaven and Earth Designs

Queen Whispering

Chart No: HAEYG039

By Michele Sayetta

Artwork by Yvonne Gilbert

Finished Design Size 450W by 250H (18W X 10 H inches on 25ct fabric)

Heaven and Earth Designs
425 9th Street SW
Willmar MN 56201
320-214-7998
www.heavenandearthdesigns.com
Copyright Heaven and Earth Designs 2005
Copyright Yvonne Gilbert 2005

Instructions

The model for Queen Whispering is stitched over 1 on 25ct, Linen or Evenweave may be used. You may use 1 or 2 strands of floss depending on your preference.

It is recommended that you make working copies and enlarge to view detail and symbols.

We also suggest using a #28 needle when working over 1 on 25ct.

This is a large project that will offer many hours of stitching pleasure.

We thank you for purchasing this design and welcome any questions or comments
That you may have.

Heaven and Earth Designs

Queen Whispering

(Large Format)

Chart No: HAEYG039

By Michele Sayetta

Artwork by Yvonne Gilbert

Finished Design Size 450W by 250H (18W X 10 H inches on 25ct fabric)

Heaven and Earth Designs
425 9th Street SW
Willmar MN 56201
320-214-7998
www.heavenandearthdesigns.com

Copyright Heaven and Earth Designs 2005
Copyright Yvonne Gilbert 2005

Instructions

The model for Queen Whispering is stitched over 1 on 25ct, Linen or Evenweave may be used. You may use 1 or 2 strands of floss depending on your preference.

It is recommended that you make working copies and enlarge to view detail and symbols.

We also suggest using a #28 needle when working over 1 on 25ct.

This is a large project that will offer many hours of stitching pleasure.

We thank you for purchasing this design and welcome any questions or comments
That you may have.

Heaven and Earth Designs

Queens Croquet Ground

Chart No: HAESG446

By Michele Sayetta

Artwork by Scott Gustafson

Finished Design Size 450W by 555H (18W X 22-1/8H inches on 25ct)

Heaven and Earth Designs
425 9th Street SW
Willmar MN 56201
320-214-7998
www.heavenandearthdesigns.com

Copyright Heaven and Earth Designs 2005
Copyright Scott Gustafson 2005

Instructions

The model for Queens Croquet Ground
is stitched over
1 on 25 count Dublin Linen. Please use 1 strand of floss or 2 depending on your coverage preference.

It is recommended that you make working copies and enlarge to view detail and symbols.

You may also use the tent stitch or full crosses depending on your preference.

This is a large project that will offer many hours of stitching pleasure.

We thank you for purchasing this design and welcome any questions or comments that you may have.

Heaven and Earth Designs
Copyright Scott Gustafson 2005

Queens Croquet Ground

By Michele Sayetta

Artwork by Scott Gustafson

Materials List

1	DMC	90 skeins	Refer to inside sheet

This chart pack, or any part of this design or chart may not be reproduced in whole or in part in any form without the written permission from Michele Sayetta.

©Copyright 2005 Heaven and Earth Designs
Copyright Scott Gustafson 2005

Heaven and Earth Designs

Queens Croquet Ground

(Large Format)

Chart No: HAESG446

By Michele Sayetta

Artwork by Scott Gustafson

Finished Design Size 450W by 555H (18W X 22-1/8H inches on 25ct)

Heaven and Earth Designs
425 9th Street SW
Willmar MN 56201
320-214-7998
www.heavenandearthdesigns.com

Copyright Heaven and Earth Designs 2005
Copyright Scott Gustafson 2005

Instructions

The model for Queens Croquet Ground
is stitched over
1 on 25 count Dublin Linen. Please use 1 strand of floss or 2 depending on your coverage preference.

It is recommended that you make working copies and enlarge to view detail and symbols.

You may also use the tent stitch or full crosses depending on your preference.

This is a large project that will offer many hours of stitching pleasure.

We thank you for purchasing this design and welcome any questions or comments that you may have.

Heaven and Earth Designs
Copyright Scott Gustafson 2005

Queens Croquet Ground

By Michele Sayetta

Artwork by Scott Gustafson

Materials List

1	DMC	90 skeins	Refer to inside sheet

This chart pack, or any part of this design or chart may not be reproduced in whole or in part in any form without the written permission from Michele Sayetta.

©Copyright 2005 Heaven and Earth Designs
Copyright Scott Gustafson 2005

Heaven and Earth Designs

Queen's Knight

Chart No: HAEBH003

By Michele Sayetta

Artwork by Beth Hansen

Finished Design Size 300W by 394H (12W X 15-3/4H inches on 25ct)

Heaven and Earth Designs
633 18th Ave SW
Rochester, MN 55902
507-280-8249
www.heavenandearthdesigns.com
Copyright Heaven and Earth Designs 2005
Copyright Beth Hansen 2005

Queen's Knight

By Michele Sayetta

Artwork by Beth Hansen

Materials List

1	DMC	50 skeins	Refer to inside sheet

.

This chart pack, or any part of this design or chart may not be reproduced in whole or in part in any form without the written permission from Michele Sayetta.

©Copyright 2004 Heaven and Earth Designs
Copyright Beth Hansen 2005

Instructions

The model for Queen's Knight is stitched over 1 on 25 count Dublin Linen. Please use 1 strand of floss or 2 depending on your coverage preference.

It is recommended that you make working copies and enlarge to view detail and symbols.

You may also use the tent stitch or full crosses depending on your preference.

This is a large project that will offer many hours of stitching pleasure.

We thank you for purchasing this design and welcome any questions or comments that you may have.

Heaven and Earth Designs

Copyright Beth Hansen 2004

Heaven and Earth Designs

Quick glimpse

Chart No: HAEWK005

By Michele Sayetta

Artwork by Wendy Kathleen

Finished Design Size 225W by 277H (9W X 11 H inches on 25ct fabric)

Heaven and Earth Designs
633 18th AveSW
Rochester, MN 55902
507-280-8249
www.heavenandearthdesigns.com

Copyright Heaven and Earth Designs 2004
Copyright Wendy Kathleen 2004

Quick Glimpse

By Michele Sayetta

Artwork by Wendy Kathleen

Materials List

1	DMC	51 skeins	Refer to inside sheet

This chart pack, or any part of this design or chart may not be reproduced in whole or in part in any form without the written permission from Michele Sayetta.

©Copyright 2004 Heaven and Earth Designs.
©Copyright 2004 Wendy Kathleen

Instructions

The model for Quick Glimpse is stitched over 1 on 25ct, Linen or Evenweave may be used. You may use 1 or 2 strands of floss depending on your preference.

It is recommended that you make working copies and enlarge to view detail and symbols.

We also suggest using a #28 needle when working over 1 on 25ct.

This is a large project that will offer many hours of stitching pleasure.

We thank you for purchasing this design and welcome any questions or comments
That you may have.

Heaven and Earth Designs

Quiet December

Chart No: HAEMH 504

By Michele Sayetta

Artwork by Molly Harrison

Finished Design Size 400 W by 539 H (16-W X 12-1/2 H inches on 25ct)

Heaven and Earth Designs
425 9th Street SW
Willmar MN 56201
320-214-7998
www.heavenandearthdesigns.com

Copyright Heaven and Earth Designs 2006
Copyright Molly Harrison 2006

Instructions

The model for Quiet December is stitched over 1 on 25 count Dublin Linen. Please use 1 strand of floss or 2 depending on your coverage preference.

It is recommended that you make working copies and enlarge to view detail and symbols.

You may also use the tent stitch or full crosses depending on your preference.

This is a large project that will offer many hours of stitching pleasure.

We thank you for purchasing this design and welcome any questions or comments that you may have.

Heaven and Earth Designs

Copyright John Godward 2005

Heaven and Earth Designs

Quiet December

(Large Format)

Chart No: HAEMH 504

By Michele Sayetta

Artwork by Molly Harrison

Finished Design Size 400 W by 539 H (16-W X 12-1/2 H inches on 25ct)

Heaven and Earth Designs
425 9th Street SW
Willmar MN 56201
320-214-7998
www.heavenandearthdesigns.com

Copyright Heaven and Earth Designs 2006
Copyright Molly Harrison 2006

Instructions

The model for Quiet December is stitched over 1 on 25 count Dublin Linen. Please use 1 strand of floss or 2 depending on your coverage preference.

It is recommended that you make working copies and enlarge to view detail and symbols.

You may also use the tent stitch or full crosses depending on your preference.

This is a large project that will offer many hours of stitching pleasure.

We thank you for purchasing this design and welcome any questions or comments that you may have.

Heaven and Earth Designs

Copyright John Godward 2005